

**FREEDOM OF INFORMATION
AND
PRIVACY ACTS**

SUBJECT: CUSTODIAL DETENTION

SECURITY INDEX

FILE NUMBER: 100-358086

SECTION : 40



FEDERAL BUREAU OF INVESTIGATION

NOTICE

THE BEST COPIES OBTAINABLE ARE INCLUDED IN THE REPRODUCTION OF THE FILE. PAGES INCLUDED THAT ARE BLURRED, LIGHT OR OTHERWISE DIFFICULT TO READ ARE THE RESULT OF THE CONDITION AND OR COLOR OF THE ORIGINALS PROVIDED. THESE ARE THE BEST COPIES AVAILABLE.

Office Memorandum • UNITED STATES GOVERNMENT

TO : Mr. [redacted]

DATE: April 19, 1957

FROM : Mr. [redacted]

SUBJECT: SECURITY INDEX LISTS

Enclosed herewith is one copy each of the following lists for transmittal to the SAC, Quantico, for storage with other vital records maintained by him:

1. Alphabetical list of Security Index (SI) subjects.
2. Geographical list of SI subjects.
3. Special Section of the SI.
4. List of key figures and top functionaries.
5. List of SI subjects out of the country.
6. List of missing SI subjects.
7. List of subjects whose citizenship status is unknown.
8. List of aliens.

The SAC should destroy by burning the lists furnished in March, 1957. When this action has been taken, he should so note on this memorandum and return it to the Subversive Control Section.

ACTION:

If you approve, this memorandum and the attached lists will be forwarded to Quantico for the above action.

JBR

*Handled at Quantico
4-22-57 - JBR
2337*

Enclosures RECORDED-32

- 1 - SAC, Quantico
- 1 - Mr. Rushing

(3) *JBR*
57 APR 29 1957

EX-127 APR 22 1957

5 JBR

UNRECORDED COPY FILED IN

Office Memorandum • UNITED STATES GOVERNMENT

2338

TO :

DATE: April 26, 1957

FROM :

SUBJECT: SECURITY INDEX

During the past week, 13 cards were added to the Security Index and 9 cards were cancelled, a net increase of 4 cards.

The Security Index total as of today is 13,111.

ACTION:

None. For your information.

Office Memorandum • UNITED STATES GOVERNMENT 2339

TO :

DATE: May 3, 1957

FROM :

SUBJECT: SECURITY INDEX *u.* *Went*

During the past week, 20 cards were added to the Security Index and 13 cards were cancelled, a net increase of 7 cards.

The Security Index count as of today is 13,118.

ACTION:

None. For your information.

UNITED STATES GOVERNMENT

DATE: May 2, 1957

Instructions provides that
appearing before a
overt act within the terms
The subject was asked directly
subversive organization and (2) whether
past membership in such
cases where the available
fact within the Security Index
the required period. This
87-D following concurrence

ing before various congressio
nary, many of whom resort to
aining subversive activities.
noted an increasing tendency on
potential presented in these cas
not being considered for
the attention is drawn to these
appropriate offices.

tion. there is attached a
these cases be reviewed by the
determining whether the individuals
be considered for inclusion



Office Memorandum • UNITED STATES GOVERNMENT 234

TO : THE DIRECTOR

DATE: May 10, 1957

FROM :

SUBJECT: SECURITY INDEX - general

The following is a report on the status of the Security Index since the last count was furnished to you on April 12, 1957.

<u>Week of:</u>	<u>New Cards Added</u>	<u>Cards Cancelled</u>	<u>Net Change</u>
April 15-19	33	19	+14
April 22-26	13	9	+4
April 29-May 3	20	13	+7
May 6-10	40	14	+26
Total	106	55	+51

During the above-mentioned period, there was a net increase in the Security Index of 51.

For your information, during the preceding four-week period, 151 cards were added and 102 cards were cancelled, a net increase of 49 cards.

The Security Index count as of today is

13,144.

ACTION:

✓ This is for your information. ✓

TO :

DATE: May 10, 1957

FROM :

SUBJECT: DELINQUENCY IN SECURITY INVESTIGATIONS

OF INDIVIDUALS - GENL. ✓

SYNOPSIS:

Each month we follow the field closely on the status of security work by analyzing the backlog of pending cases and delinquency in espionage, internal security, security matter and foreign intelligence cases in classifications 65, 100 and 105. Status of these cases as of April 30, 1957, is set forth herein. U

In April, there was an increase in pending active matters in the entire field in the security classifications from 16,128 to 16,441. Delinquent matters decreased from 1,922 to 1,570. The percentage of delinquent matters decreased from 11.9% to 9.5%.

Letters are being sent to the offices indicated by asterisks on page five herein, commenting upon their delinquency and pointing out the necessity of bringing their security cases to a current status.

RECOMMENDATION:

The field will continue to be followed closely regarding security delinquency and you will be advised of the results of the review of the May, 1957, administrative reports.

Memorandum for
Re: Delinquency in Security Investigations

DETAILS:

The April, 1957, administrative reports from all offices reflect that the total pending active matters in classifications 65, 100 and 105 increased from 16,128 to 16,441. The delinquent items decreased from 1,922 to 1,570. The percentage of delinquent items decreased from 11.9% to 9.5%.

The following statistics reflect the status of pending work, including both pending active and pending inactive matters, and delinquency for all field divisions as of December 31, 1951, and the progress for the last four months.

TOTAL PENDING MATTERS
CLASSIFICATIONS 65, 100 and 105
ALL FIELD DIVISIONS

<u>Classification</u>	<u>12/31/51</u>	<u>1/31/57</u>	<u>2/28/57</u>	<u>3/31/57</u>	<u>4/30/57</u>
65	1,314	758	778	794	776
100	32,812	13,937	13,857	13,862	13,836
105	<u>2,895</u>	<u>3,661</u>	<u>3,802</u>	<u>4,079</u>	<u>4,349</u>
Total	37,021	18,356	18,442	18,555	18,961

TOTAL DELINQUENT MATTERS
CLASSIFICATIONS 65, 100 AND 105
ALL FIELD DIVISIONS

<u>Classification</u>	<u>12/31/51</u>	<u>1/31/57</u>	<u>2/28/57</u>	<u>3/31/57</u>	<u>4/30/57</u>
65	525	29	40	40	24
100	22,518	1,197	1,203	1,581	1,254
105	<u>1,719</u>	<u>259</u>	<u>298</u>	<u>301</u>	<u>292</u>
Total	24,762	1,485	1,541	1,922	1,570

Memorandum for
Re: Delinquency in Security Investigations

The following statistics reflect the total of pending active matters, delinquency and percentage of delinquency of all offices since July 31, 1956.

CLASSIFICATIONS 65, 100 AND 105
ALL FIELD DIVISIONS

<u>Date</u>	<u>Pending Active Matters</u>	<u>Delinquent Matters</u>	<u>Percentage Delinquent</u>
7/31/56	17,389	1,703	9.2%
8/31/56	16,243	1,472	9.0%
9/30/56	16,257	1,904	11.7%
10/31/56	15,979	1,446	9.0%
11/30/56	16,026	1,362	8.5%
12/31/56	15,880	1,803	11.4%
1/31/57	15,882	1,485	9.3%
2/28/57	15,996	1,541	9.6%
3/31/57	16,128	1,922	11.9%
4/30/57	16,441	1,570	9.5%

Status of Security Work in 12 of the Larger Offices

The following statistics reflect the progress of the 12 larger offices we have been closely following since December, 1951. These offices have approximately 81% of the total Security Index cards and a high percentage of the pending work and delinquency in classifications 65, 100 and 105.

Memorandum for
Re: Delinquency in Security Investigations

STATISTICS FOR 12 OFFICES'
SECURITY INDEX COUNT AND FOR
65, 100 AND 105 MATTERS

Office	Security Index Cards	Pending Active Matters		Percentage Delinquent	
	4/15/57	3/31/57	4/30/57	3/31/57	4/30/57
New York	2969	4726	4629	17.4%	13.5%
Los Angeles	2505	1434	1454	3.6%	3.0%
San Francisco	1352	1003	1130	16.6%	9.0%
Chicago	894	888	880	12.1%	10.7%
Detroit	480	643	605	7.5%	13.2%
Philadelphia	641	526	541	9.9%	7.9%
Newark	488	1183	1336	3.5%	9.1%
Seattle	358	303	386	15.5%	10.9%
Boston	321	415	441	6.0%	4.8%
Cleveland	310	423	440	9.9%	10.2%
Minneapolis	233	164	194	4.3%	4.6%
New Haven	213	260	269	10.8%	11.9%

Status of Security Work in the Remaining 40 Offices

The remaining 40 offices are listed according to the percentage of delinquency on April 30, 1957, in total matters in classifications 65, 100 and 105. These statistics reflect the progress during April, 1957.



Memorandum for
Re: Delinquency in Security Investigations

Office	Active Matters		Percentage Delinquent	
	3/31/57	4/30/57	3/31/57	4/30/57
* Milwaukee	133	132	12.8%	22.7%
* Little Rock	7	5	0.0%	20.0%
* Miami	137	141	13.1%	17.0%
* Baltimore	452	375	12.8%	16.3%
Anchorage	23	29	4.3%	13.8%
Birmingham	29	30	0.0%	13.3%
San Antonio	49	36	18.4%	11.1%
Washington Field	743	776	15.2%	11.0%
Dallas	52	46	3.8%	10.9%
Oklahoma City	26	20	0.0%	10.0%
Pittsburgh	243	270	13.2%	9.6%
Louisville	20	22	0.0%	9.1%
El Paso	24	23	4.2%	8.7%
Phoenix	68	79	10.3%	7.6%
Denver	90	93	5.6%	6.5%
Charlotte	52	49	7.7%	6.1%
Houston	55	50	14.5%	6.0%
Albuquerque	45	41	4.4%	4.9%
Cincinnati	135	132	3.0%	4.5%
Memphis	16	22	6.3%	4.5%
Norfolk	42	44	4.8%	4.5%
New Orleans	68	68	7.4%	4.4%
Atlanta	66	92	10.6%	4.3%
Omaha	33	30	3.0%	3.3%
Buffalo	214	275	3.3%	2.9%
Albany	239	213	8.4%	2.3%
Indianapolis	128	131	7.8%	2.3%
Kansas City	44	44	4.5%	2.3%
Salt Lake City	47	50	4.3%	2.0%
Springfield	46	49	8.7%	2.0%
Richmond	47	55	12.8%	1.8%
San Diego	192	191	0.0%	1.6%
Portland	157	144	1.9%	1.4%
Butte	33	43	6.1%	0.0%
Honolulu	38	11	0.0%	0.0%
Knoxville	14	10	0.0%	0.0%
Mobile	27	17	7.4%	0.0%
St. Louis	110	102	2.7%	0.0%
San Juan	190	174	0.0%	0.0%
Savannah	26	22	0.0%	0.0%

* Letters being sent to offices indicated re delinquent status.



Memorandum for
Re: Delinquency in Security Investigations

The following figures illustrate the progress of the 40 offices as a whole since July 31, 1956, as reflected in the administrative reports.

<u>Date</u>	<u>Pending Active Matters (65,100,105)</u>	<u>Delinquent Matters (65,100,105)</u>	<u>Percentage Delinquent</u>
7/31/56	4,962	258	5.1%
8/31/56	4,558	293	6.4%
9/30/56	4,386	427	9.7%
10/31/56	4,292	315	7.3%
11/30/56	4,418	427	9.6%
12/31/56	4,437	506	11.4%
1/31/57	4,031	477	11.8%
2/28/57	4,008	300	7.5%
3/21/57	4,160	368	8.8%
4/30/57	4,136	308	7.4%

Office Memorandum

UNITED STATES GOVERNMENT

2343

TO :

DATE: May 17, 1957

FROM :

PI

SUBJECT: SECURITY INDEX - *General*

During the past week, 31 cards were added to the Security Index and 16 cards were cancelled, a net increase of 15 cards.

The Security Index count as of today is 13,159.

ACTION:

None. For your information.

Rushing

2344

LIST

Assistant Attorney General

May 20, 1957

Director, FBI

GENL

SECURITY INDEX LIST

There is attached hereto a current list of the names of the individuals maintained in the Security Index. Names included in the main portion of the list are arranged alphabetically. Those individuals coming within four designated groups are listed on separate pages. Following each name is information reflecting the race, sex, birth date, Bureau file number, and the Bureau field office covering the residence of the individual.

It is requested that this list be given utmost security.

Enclosure

NOTE:

Espionage Section of the Special Section not included. The four designated groups are:

- U.S. Government Employees
- Foreign Government Employees
- United Nations Employees
- Pro-Tito Yugoslavs

5/21/57
Hand delivered to
Mr. Tompkins' office
JMD

(5)

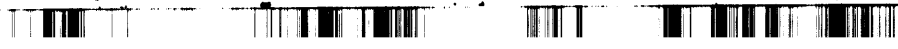
RECORDED-32

MAY 22 1957

EX - 131

MAY 15 15 29 PM '57

66 MAY 23 1957



Office Memorandum • UNITED STATES GOVERNMENT 2345

TO :

DATE: 5/21/57

FROM :

SUBJECT: SECURITY INDEX CARD STATISTICS

There are 13,148 persons represented in the Security Index (as of May 15, 1957). Of the total, 11,571 or 88.0 percent are communists.

A detailed table, enclosed in duplicate, shows as of May 15, 1957, the distribution of the subjects by field offices, nationalistic tendencies, dangerousness, sex, race, citizenship and "special lists." A key to abbreviations is enclosed.

Enclosures (4)

KEY TO ABBREVIATIONS USED IN SECURITY INDEX

- AL Alien
- DC Detcom
- KF Key Figure
- NA Naturalized

- NB Native Born
- TF Top Functionary
- UN Unknown
- AEP Atomic Energy Program Employees

- BUL Bulgarian
- COM Communist Party, USA
- ESP Espionage Subjects
- FGE Foreign Government Employees

- GOV United States Government Employees
- HUN Hungarian
- ISL Independent Socialist League
- JFG Johnson Forest Group

- NOI Nation of Islam
- MIS Miscellaneous
- NPR Nationalistic Party of Puerto Rico
- PPA Proletarian Party of America


- RUS Russian
- SUA Socialist Union of America
- SWP Socialist Workers' Party
- UNE United Nations Employees

- UPR Union of the People for the Establishment
of the Republic of Puerto Rico
- YUG Yugoslavian

2345

COPIES DESTROYED
891 FEB 4 1963

ENCLOSURE



Office Memorandum • UNITED STATES GOVERNMENT

DATE: May 21, 1957

TO : Mr. [redacted] TR

FROM : Mr. [redacted]

SUBJECT: SECURITY INDEX LISTS

Enclosed herewith is one copy each of the following lists for transmittal to the SAC, Quantico, for storage with other vital records maintained by him:

- 1) Alphabetical list of Security Index (SI) subjects.
- 2) Geographical list of SI subjects.
- 3) Special Section of the SI.
- 4) List of key figures and top functionaries.
- 5) List of SI subjects out of the country.
- 6) List of missing SI subjects.
- 7) List of subjects whose citizenship status is unknown.
- 8) List of aliens.

The SAC should destroy by burning the lists furnished in April, 1957. When this action has been taken, he should so note on this memorandum and return it to the Subversive Control Section.

ACTION:

If you approve, this memorandum and the attached lists will be forwarded to Quantico for the above action.

TR [redacted] TR

Ek-116

Handled at Quantico
5-23-57 TR

Enclosures

RECORDED-57


- 1 - SAC, Quantico
- 1 - Mr. Rushing

71 MAY 28 1957

(3)

20 MAY 24 1957

5-24-57 TR




5/17/57
SAC LETTER NO. 57-26

General
(I) SECURITY INDEX -- Section 87-D of the Manual of Instructions specifies conditions under which a subject's name should be considered for inclusion in the Security Index when he resorts to the Fifth Amendment when appearing as a witness before a governmental body.

In all instances when information is brought to your attention that the subject of a security investigation, past or present, whose name is not included in the Security Index, appears before a congressional committee and resorts to the Fifth Amendment when questioned directly concerning present membership in a subversive organization or when such question calls for a response to past membership in such organization, the case on such individual should be thoroughly reviewed by you with a view toward determining whether the act of seeking refuge in the Fifth Amendment would bring the subject within the Security Index criteria as set forth in Section 87-D of the Manual of Instructions. It is not the Bureau's intent that all such cases be reopened for active investigation, rather, that they be considered on the basis of information presently available.

Submit your recommendation to the Bureau for or against the inclusion of the subject's name in the Security Index in each instance.

1 - SAC, [illegible]
58 MAY 29 1957



TO :

DATE: May 24, 1957

FROM :

mv

SUBJECT:

SECURITY INDEX - general

During the past week, 28 cards were added to the Security Index and 10 cards were cancelled, a net increase of 18 cards.

The Security Index count as of today is 13,177.

ACTION:

None. For your information.

Office Memorandum • UNITED STATES GOVERNMENT

2348

TO :

DATE: May 31, 1957

FROM :

SUBJECT: SECURITY INDEX - card

During the past week, 20 cards were added to the Security Index and 12 cards were cancelled, a net increase of 8 cards.

The Security Index count as of today is 13,185.

ACTION:

None. For your information.

Office Memorandum • UNITED STATES GOVERNMENT

2371

GOVERNMENT

TO :

DATE: June 7, 1957

FROM :

mail

SUBJECT:

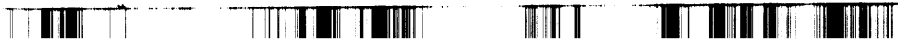
SECURITY INDEX - *general*

During the past week, 22 cards were added to the Security Index and 15 cards were cancelled, a net increase of 7 cards.

The Security Index count as of today is 13,192. V

ACTION:

None. For your information.



Office Memorandum • UNITED STATES GOVERNMENT 2350

DATE: June 12, 1957

TO :

FROM :

SUBJECT: DELINQUENCY IN SECURITY INVESTIGATIONS

SYNOPSIS:

Each month we follow the field closely on the status of security work by analyzing the backlog of pending cases and delinquency in espionage, internal security, security matter and foreign intelligence cases in classifications 65, 100 and 105. Status of these cases as of May 31, 1957, is set forth herein.

In May there was an increase in pending active matters in the entire field in the security classifications from 16,441 to 16,484. Delinquent matters increased from 1,570 to 1,807. The percentage of delinquent matters increased from 9.5% to 11%.

Letters are being sent to the offices indicated by asterisks on pages four and five herein, commenting upon their delinquency and pointing out the necessity of bringing their security cases to a current status.

RECOMMENDATION:

The field will continue to be followed closely regarding security delinquency and you will be advised of the results of the review of the June, 1957, administrative reports.

Memorandum for
Re: Delinquency in Security Investigations

DETAILS:

The May, 1957, administrative reports from all offices reflect that the total pending active matters in classifications 65, 100 and 105 increased from 16,441 to 16,484. The delinquent items increased from 1,570 to 1,807. The percentage of delinquent items increased from 9.5% to 11%.

The following statistics reflect the status of pending work, including both pending active and pending inactive matters, and delinquency for all field divisions as of December 31, 1951, and the progress for the last four months.

TOTAL PENDING MATTERS
CLASSIFICATIONS 65, 100 AND 105
ALL FIELD DIVISIONS

<u>Classification</u>	<u>12/31/51</u>	<u>2/28/57</u>	<u>3/31/57</u>	<u>4/30/57</u>	<u>5/31/57</u>
65	1,314	778	794	776	817
100	32,812	13,857	13,862	13,836	13,740
105	<u>2,895</u>	<u>3,807</u>	<u>4,079</u>	<u>4,349</u>	<u>4,438</u>
Total	37,021	18,442	18,555	18,961	18,995

TOTAL DELINQUENT MATTERS
CLASSIFICATIONS 65, 100 AND 105
ALL FIELD DIVISIONS

<u>Classification</u>	<u>12/31/51</u>	<u>2/28/57</u>	<u>3/31/57</u>	<u>4/30/57</u>	<u>5/31/57</u>
65	525	40	40	24	41
100	22,518	1,203	1,581	1,254	1,420
105	<u>1,719</u>	<u>298</u>	<u>301</u>	<u>292</u>	<u>346</u>
Total	24,762	1,541	1,922	1,570	1,807

Memorandum for
Re: Delinquency in Security Investigations

The following statistics reflect the total of pending active matters, delinquency and percentage of delinquency of all offices since July 31, 1956.

CLASSIFICATIONS 65, 100 AND 105
ALL FIELD DIVISIONS

<u>Date</u>	<u>Pending Active Matters</u>	<u>Delinquent Matters</u>	<u>Percentage Delinquent</u>
7/31/56	17,389	1,703	9.2%
8/31/56	16,243	1,472	9.0%
9/30/56	16,257	1,904	11.7%
10/31/56	15,979	1,446	9.0%
11/30/56	16,026	1,362	8.5%
12/31/56	15,880	1,803	11.4%
1/31/57	15,822	1,485	9.3%
2/28/57	15,996	1,541	9.6%
3/31/57	16,128	1,922	11.9%
4/30/57	16,441	1,570	9.5%
5/31/57	16,484	1,807	11.0%

Status of Security Work in 12 of the Larger Offices

The following statistics reflect the progress of the 12 larger offices we have been closely following since December, 1951. These offices have approximately 81% of the total Security Index cards and a high percentage of the pending work and delinquency in classifications 65, 100 and 105.

Memorandum for
Re: Delinquency in Security Investigations

STATISTICS FOR 12 OFFICES'
SECURITY INDEX COUNT AND FOR
65, 100 AND 105 MATTERS

Office	Security Index Cards	Pending Active Matters		Percentage Delinquent	
	5/15/57	4/30/57	5/31/57	4/30/57	5/31/57
* New York	2996	4629	4377	13.5%	15.6%
Los Angeles	2502	1454	1611	3.0%	4.8%
San Francisco	1347	1130	1130	9.0%	13.1%
Chicago	897	880	906	10.7%	12.9%
Detroit	482	605	574	13.2%	9.2%
Philadelphia	641	541	563	7.9%	8.0%
Newark	495	1336	894	9.1%	11.9%
Seattle	354	386	433	10.9%	9.7%
Boston	319	441	450	4.8%	10.0%
Cleveland	313	440	404	10.2%	14.9%
Minneapolis	234	194	212	4.6%	5.2%
New Haven	216	269	230	11.9%	14.8%

Status of Security Work in the Remaining 40 Offices

The remaining 40 offices are listed according to the percentage of delinquency on May 31, 1956, in total matters in classifications 65, 100 and 105. These statistics reflect the progress during May, 1957.

* Letter being sent to office indicated.



Memorandum for
 Re: Delinquency in Security Investigations

Office	Active Matters		Percentage Delinquent	
	4/30/57	5/31/57	4/30/57	5/31/57
* Pittsburgh	270	135	9.6%	31.1%
* Houston	50	57	6.0%	21.0%
* Atlanta	92	85	4.3%	20.0%
* San Antonio	36	34	11.1%	17.6%
* Anchorage	29	44	13.8%	15.9%
Washington Field	776	820	11.0%	14.0%
Indianapolis	131	131	2.3%	13.7%
Baltimore	375	441	16.3%	12.5%
Milwaukee	132	116	22.7%	9.5%
Kansas City	44	34	2.3%	8.8%
Miami	141	105	17.0%	8.6%
Buffalo	275	322	2.9%	8.4%
Springfield	49	50	2.0%	8.0%
Denver	93	76	6.5%	7.9%
Charlotte	49	53	6.1%	7.5%
Oklahoma City	20	27	10.0%	7.4%
Phoenix	79	69	7.6%	7.2%
Savannah	22	28	0.0%	7.1%
St. Louis	102	103	0.0%	6.8%
New Orleans	68	63	4.4%	6.3%
Cincinnati	132	153	4.5%	5.9%
El Paso	23	18	8.7%	5.6%
Norfolk	44	37	4.5%	5.4%
Omaha	30	37	3.3%	5.4%
Salt Lake City	50	90	3.0%	3.3%
Albany	213	336	2.3%	2.4%
Albuquerque	41	41	4.9%	2.4%
Dallas	46	52	10.9%	1.9%
Portland	144	130	4.4%	1.5%
Richmond	55	468	1.8%	0.6%
Birmingham	30	36	13.3%	0.0%
Butte	43	42	0.0%	0.0%
Honolulu	11	34	0.0%	0.0%
Knoxville	10	7	0.0%	0.0%
Little Rock	5	9	20.0%	0.0%
Louisville	22	28	9.1%	0.0%
Memphis	22	21	4.5%	0.0%
Mobile	17	14	0.0%	0.0%
San Diego	191	190	1.6%	0.0%
San Juan	174	164	0.0%	0.0%

* Letters being sent to offices indicated re delinquent status.

Memorandum for
Re: Delinquency in Security Investigations

The following figures illustrate the progress of the 40 offices as a whole since July 31, 1956, as reflected in the administrative reports.

<u>Date</u>	<u>Pending Active Matters (65,100,105)</u>	<u>Delinquent Matters (65,100,105)</u>	<u>Percentage Delinquent</u>
7/31/56	4,962	258	5.1%
8/31/56	4,558	293	6.4%
9/30/56	4,386	427	9.7%
10/31/56	4,292	315	7.3%
11/30/56	4,418	427	9.6%
12/31/56	4,437	506	11.4%
1/31/57	4,031	477	11.8%
2/28/57	4,008	300	7.5%
3/31/57	4,160	358	8.6%
4/30/57	4,136	308	7.4%
5/31/57	4,700	387	8.2%

2351

Office Memorandum • UNITED STATES GOVERNMENT

TO :

DATE: June 6, 1957

FROM :

SUBJECT: SUGGESTION #637-57

Security Index - General

Attached suggestion of SA _____ of Detroit Office, recommends that a form be prepared which would be the top serial of all Security Index cases, this top serial to contain ten items of background data. SAC _____ of Detroit recommends that adoption of this suggestion be given serious consideration.

Similar suggestions have been made in the past, the most recent being that of SA _____ of Seattle, Suggestion #124-57. At that time, comments of the SACs, Newark, New York and WFO were requested as to the feasibility of the utilization of this form. Newark recommended adoption with certain modifications. New York and WFO recommended against adoption. Domestic Intelligence Division recommended against adoption.

From a review of the suggested form submitted by SA _____ it would appear that a great deal of effort would be made to keep the information contained thereon up to date. For example, the form calls for such information as the make, year and color of automobile or automobiles of subject and spouse and current license number.

SAC _____ feels that this form would be useful on surveillances. However, it would appear that the administrative efforts expended to keep the form up to date would far outweigh any advantages to be gained by the adoption thereof.

RECOMMENDATION:

ENCLOSURE

That this suggestion not be adopted. If you approve, this memorandum should be referred to the Training and Inspection Division.

ADDENDUM 6/7/57 - ceh/lyk

Training and Inspection Division agrees with the above that the suggestion should not be adopted.

EMPLOYEE SUGGESTION #637-517

Date: 5/27/57

To: Director, FBI

From: SA

Division of assignment: DETROIT

SUGGESTION: That a form be prepared which would be made the top serial of all Security Index cases which form would contain the following data: 1. Subject's name and aliases. 2. Subject's address. 3. Subject's employment. 4. Spouse's name and aliases. 5. Spouse's employment. 6. Name and age of all children. 7. Names and addresses of parents of both Subject and spouse, if available. 8. Make, year and color of auto or autos of Subject and spouse. 9. Current license numbers. 10. Subject's telephone number. 11. Name, address and telephone number of neighborhood source.

Current practice or rule (include manual citation as well as facts):

No provision made for above.

Advantages of suggestion:

- 1. Considerable time saved in file reviews.
- 2. Immediate availability of necessary information.
- 3. Convenience of information.

Disadvantages of suggestion:

There will be some duplication of information contained on the Security Index cards but it is felt that the additional information contained on the form, plus the immediate availability of this information will more than offset this disadvantage.

ENCLOSURE

The use by the United States of my suggestion shall be on the basis of a further claim of any nature by me, my heirs, or assigns upon the United States.

- Mr.
- Mrs.
- Miss

(Signature of Suggester)

Recommendations and comments of Division Head:

(Signature & Title)

Recommendations and comments of Division Head:

It is recommended that the adoption of this form be given serious consideration and that each office be allowed to make its own decision as to whether or not the form is adaptable to the needs of that particular office.

Past experience of this office has revealed that on frequent occasions, a Subject or his vehicle is spotted on a surveillance, or during the course of a surveillance it is desired to check out the residence and/or employment of a particular Subject. If the particular Agent on the surveillance is not thoroughly familiar with the Subject, delays are possible, inasmuch as the information desired is not immediately available. On occasions, such as at night or on weekends, the information mentioned above is needed but for security reasons, the security index cards are not readily available. It has been the practice of this office in the past to conduct surveillances on known or suspected CP meetings, as well as the more important CP leaders. These surveillances have lead to other Subjects, and it is usually desired that the identity of additional Subjects be established as quickly as possible. The above form would assist in establishing these identities. The above information would also be of assistance in setting up surveillances and conducting other investigations in connection with individual Subjects.

If such a form was adopted, it is proposed that the form would be kept in a current status by noting the changes of information obtained from neighborhood sources, confidential sources, and other available sources on a continuing basis, as well as information obtained while verifying the Subject's residence and employment by FD-154, and at the time annual or semi-annual reports are submitted. It is believed that by utilizing this procedure, an undue amount of Agent time would not be expended, and that the form would serve a useful, practical purpose.

1. SUBJECT'S NAME AND ALIASES: _____

2. SUBJECT'S ADDRESS: _____
3. SUBJECT'S EMPLOYMENT: _____
4. SPOUSE'S NAME AND ALIASES: _____

5. SPOUSE'S EMPLOYMENT: _____
6. NAMES AND AGES OF CHILDREN: _____

7. NAMES AND ADDRESSES OF PARENTS OF SUBJECT AND SPOUSE, IF AVAILABLE:

8. MAKE, YEAR, AND COLOR OF AUTO OR AUTOS OF SUBJECT AND SPOUSE:

9. CURRENT LICENSE NUMBERS: _____
10. SUBJECT'S TELEPHONE NUMBER: _____
11. NEIGHBORHOOD SOURCE:
Name: _____
Address: _____
Telephone: _____
To Be Contacted By: _____

TO BE RETAINED AS TOP SERIAL IN FILE

SEARCHED
SERIALIZED
INDEXED
FILED
APR 19 1964
FBI - MEMPHIS

Office Memorandum • UNITED STATES GOVERNMENT

TO : THE DIRECTOR

DATE: June 14, 1957

FROM :

SUBJECT: SECURITY INDEX - *general*

The following is a report on the status of the Security Index since the last count was furnished to you on May 10, 1957.

<u>Week of:</u>	<u>New Cards Added</u>	<u>Cards Cancelled</u>	<u>Net Change</u>
May 13-17	31	16	+15
May 20-24	28	10	+18
May 27-31	20	12	+8
June 3-7	22	15	+7
June 10-14	35	13	+22
Total	136	66	+70

During the above-mentioned period, there was a net increase in the Security Index of 70.

For your information, during the preceding four-week period, 106 cards were added and 55 cards were cancelled, a net increase of 51.

The Security Index count as of today is

13,214.

ACTION:

This is for your information.

N.P. LIST

2353

Assistant Attorney General

June 20, 1957

Director, FBI

SECURITY INDEX LIST

There is attached hereto a current list of the names of the individuals maintained in the Security Index. Names included in the main portion of the list are arranged alphabetically. Those individuals coming within four designated groups are listed on separate pages. Following each name is information reflecting the race, sex, birth date, Bureau file number, and the Bureau field office covering the residence of the individual.

It is requested that this list be given utmost security.

Enclosure

NOTE: Espionage Section of the Special Section not included. The four designated groups are:

- U.S. Government Employees
- Foreign Government Employees
- United Nations Employees
- Pro-Tito Yugoslavs

Personally Delivered 7-20-57

(5)

2353

RECORDED-59 16 JUN 21 1957

JUN 18 1957

FBI - BOSTON

MAIL ROOM 64 JUN 21 1957 F-137

Handwritten initials and signatures

Office Memorandum • UNITED STATES GOVERNMENT 2354

TO :

DATE: 6/20/57

FROM :

SUBJECT: SECURITY INDEX CARD STATISTICS

Genl.

There are 13,214 persons represented in the Security Index (as of June 14, 1957). Of the total, 11,620 or 87.9 percent are communists. ✓

A detailed table, enclosed in duplicate, shows as of June 14, 1957, the distribution of the subjects by field offices, nationalistic tendencies, dangerousness, sex, race, citizenship and "special lists." A key to abbreviations is enclosed.

Enclosures (4)

1 - (direct)

(with 11 extra copies of chart)

ENCLOSURE ATTACHED

-2354

KEY TO ABBREVIATIONS USED IN SECURITY INDEX

AL Alien
DC Detcom
KF Key Figure
NA Naturalized

NB Native Born
TF Top Functionary
UN Unknown
AEP Atomic Energy Program Employees

BUL Bulgarian
COM Communist Party, USA
ESP Espionage Subjects
FGE Foreign Government Employees

GOV United States Government Employees
HUN Hungarian
ISL Independent Socialist League
JFG Johnson Forest Group

NOI Nation of Islam
MIS Miscellaneous
NPR Nationalistic Party of Puerto Rico
PPA Proletarian Party of America

RUS Russian
SUA Socialist Union of America
SWP Socialist Workers' Party
UNE United Nations Employees

UPR Union of the People for the Establishment
of the Republic of Puerto Rico.
YUG Yugoslavian

COPIES DESTROYED
 891 FEB 4 1968

-2354

UNITED STATES DEPARTMENT OF COMMERCE
BUREAU OF ECONOMIC ANALYSIS

CITY	POPULATION											SEX			CITIZENSHIP				RACE			
	1910	1920	1930	1940	1950	1960	1970	1980	1990	2000	2010	2020	Male	Female	U.S. Born	Foreign Born	White	Black	Hispanic	Other		
ALBANY	17	21										12	9	10	11	100	0	0	0			
ALBANY	4	4										3	1	3	4	100	0	0	0			
ALBANY	19	0										3	16	19	100	0	0	0	0			
ALBANY	153	120		32		6						46	26	1	131	22	131	22	0			
ALBANY	15	15										10	5	10	100	0	0	0	0			
ALBANY	316	283		8	1	2						28	18	3	203	113	256	58	2			
ALBANY	188	151										28	12	6	114	71	167	17	1			
ALBANY	47	47										11	6	3	33	14	44	3	1			
ALBANY	20	20										11	6	20	6	20	17	3	0			
ALBANY	902	772		30	27	3	6	13				103	76	6	647	355	733	150	18	1		
ALBANY	97	65										28	12	2	67	30	80	8	0			
ALBANY	314	245		10	7	1						70	26	2	205	109	261	51	2			
ALBANY	20	28										13	7	1	20	9	28	1	1			
ALBANY	44	41										16	13	1	53	31	76	5	3			
ALBANY	443	371		12	27	12						117	30	4	310	164	304	74	15			
ALBANY	6	6										2	1	1	3	2	5	2	0			
ALBANY	31	31										13	11	2	20	11	30	1	1			
ALBANY	27	26										7	2	2	20	7	26	1	2			
ALBANY	114	106										23	8	1	73	61	91	21	2			
ALBANY	14	10										4	1	1	11	3	14	1	0			
ALBANY	4	4										1	1	1	2	2	4	1	0			
ALBANY	1	1										1	1	1	1	1	1	1	1			
ALBANY	2504	2322		24	24							404	98	1	131	114	1927	534	41	2		
ALBANY	12	12										6	6	1	6	3	12	9	3			
ALBANY	3	3										1	1	1	2	1	3	3	0			
ALBANY	47	37										3	3	1	41	16	38	17	2			
ALBANY	137	111										32	12	2	96	61	122	13	2			
ALBANY	233	177										54	14	2	137	96	211	21	1			
ALBANY	7	6										1	1	1	7	4	7	2	5			
ALBANY	503	444										164	73	1	308	135	407	67	7			
ALBANY	215	203										35	26	1	123	42	161	51	3			
ALBANY	38	34										1	1	1	21	13	33	1	1			
ALBANY	3044	2601		1	51	11	61	1	65	1	4	37	121	73	130	15	1812	619	62	7		
ALBANY	10	10										5	1	1	7	3	7	3	0			
ALBANY	10	10										6	3	1	6	4	10	1	0			
ALBANY	20	10										4	1	1	14	8	15	1	0			
ALBANY	466	550		10	1	51						151	32	2	399	246	422	110	3			
ALBANY	40	40										18	2	2	21	12	33	7	0			
ALBANY	140	144										43	22	1	113	67	113	41	6			
ALBANY	94	91										15	10	1	68	38	90	5	1			
ALBANY	14	13										7	3	1	6	4	12	2	1			
ALBANY	88	81										13	14	1	48	31	78	4	2			
ALBANY	44	44										14	7	1	28	27	44	2	0			
ALBANY	12	12										6	3	1	8	4	9	3	1			
ALBANY	114	127										24	9	1	78	56	115	18	3			
ALBANY	1305	1244		16	2	1						316	72	2	744	594	1135	190	21			
ALBANY	241	47										138	13	1	244	27	290	1	4			
ALBANY	4	5										1	1	1	3	4	4	1	0			
ALBANY	348	320										75	20	1	219	134	328	18	11			
ALBANY	25	23										12	4	1	18	5	27	3	1			
ALBANY	117	124										10	12	1	60	5	111	25	1			

* Items do not add to total column number 2, but are included in sections 3, 5, 6, and 7. Columns KF and TP are included in the D. C. column.

Office Memorandum • UNITED STATES GOVERNMENT

DATE: June 21, 1957

TO :

FAC

FROM :

SUBJECT:

SUBJECT: SECURITY INDEX

During the past week, 27 cards were added to the Security Index and 18 cards were cancelled, a net increase of 9 cards.

The Security Index count as of today is

13,223.

ACTION:

None. For your information.

- 2355 R

STANDARD FORM NO. 64
Office Memorandum

NP LIST
UNITED STATES GOVERNMENT

2356

DATE: June 21, 1957

TO :

FROM :

SUBJECT: SECURITY INDEX LISTS

Enclosed herewith is one copy each of the following lists for transmittal to the SAC, Quantico, for storage with other vital records maintained by him:

- 1) Alphabetical list of Security Index (SI) subjects. *SAC Quantico*
- 2) Geographical list of SI subjects.
- 3) Special Section of the SI.
- 4) List of key figures and top functionaries.
- 5) List of SI subjects out of the country.
- 6) List of missing SI subjects.
- 7) List of subjects whose citizenship status is unknown.
- 8) List of aliens.

The SAC should destroy by burning the lists furnished in May, 1957. When this action has been taken, he should so note on this memorandum and return it to the Subversive Control Section.

ACTION:

If you approve, this memorandum and the attached lists will be forwarded to Quantico for the above action.

Office Memorandum • UNITED STATES GOVERNMENT

GOVERNMENT

DATE: June 28, 1957

TO :

FROM :

SUBJECT: SECURITY INDEX - *General*

During the past week, 19 cards were added to the Security Index and 28 cards were cancelled, a net decrease of 9 cards.

The Security Index count as of today is 13,214.

ACTION:

None. For your information.

Office Memorandum • UNITED STATES GOVERNMENT 2359

TO : THE DIRECTOR

DATE: July 12, 1957

FROM :

SUBJECT: SECURITY INDEX

Gen'l

The following is a report on the status of the Security Index since the last count was furnished to you on June 14, 1957.

Week of:	New Cards Added	Cards Cancelled	Net Change
June 17-21	27	18	+9
June 24-28	19	28	-9
July 1-5	10	10	0
July 8-12	27	19	+8
Total	83	75	+8

During the above-mentioned period, there was a net increase in the Security Index of 8.

For your information, during the preceding five-week period, 136 cards were added and 66 cards were cancelled, a net increase of 70.

The Security Index count as of today is

13,222.

ACTION:

This is for your information. ✓

-2359

TO :

DATE: July 15, 1957

FROM :

SUBJECT: ⁰ SECURITY INDEX - Gen'l

We forward to the field quarterly an alphabetical list of each office's Security Index in order that the Security Index cards maintained in the field may be checked and reconciled with Bureau records.

There is attached a proposed letter to all field offices containing appropriate instructions regarding the handling of the list.

RECOMMENDATION:

It is recommended that the attached letter be approved and forwarded.



NO LIST

Shing 2361

Assistant Attorney General

July 15, 1957

Director, FBI

0
SECURITY INDEX LIST - General

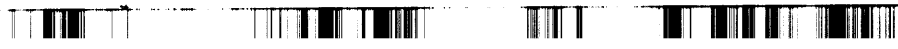
There is attached hereto a current list of the names of the individuals maintained in the Security Index. Names included in the main portion of the list are arranged alphabetically. Those individuals coming within four designated groups are listed on separate pages. Following each name is information reflecting the race, sex, birth date, Bureau file number, and the Bureau field office covering the residence of the individual.

It is requested that this list be given utmost security.

Enclosure

NOTE: Espionage Section of the Special Section not included. The four designated groups are:

U.S. Government Employees
Foreign Government Employees
United Nations Employees
Pro-Tito Yugoslavs



d362

Office Memorandum • UNITED STATES GOVERNMENT

TO :

DATE: July 10, 1957

FROM :

SUBJECT: DELINQUENCY IN SECURITY INVESTIGATIONS

SYNOPSIS:

Each month we follow the field closely on the status of security work by analyzing the backlog of pending cases and delinquency in espionage, internal security, security matter and foreign intelligence cases in classifications 65, 100 and 105. Status of these cases as of June 30, 1957, is set forth herein.

In June, there was a decrease in pending active matters in the entire field in the security classifications from 16,484 to 15,915. Delinquent matters decreased from 1,807 to 1,798. The percentage of delinquent matters increased from 11% to 11.3%.

Letters are being sent to the offices indicated by asterisks on pages four and five herein commenting upon their delinquency and pointing out the necessity of bringing their security cases to a current status.

RECOMMENDATION:

The field will continue to be followed closely regarding security delinquency and you will be advised of the results of the review of the July, 1957, administrative reports.

Security Fundy. Genl

Memorandum for
Re: Delinquency in Security Investigations

DETAILS:

The June, 1957, administrative reports from all offices reflect that the total pending active matters in classifications 65, 100 and 105 decreased from 16,484 to 15,915. The delinquent items decreased from 1,807 to 1,798. The percentage of delinquent items increased from 11% to 11.3%.

The following statistics reflect the status of pending work, including both pending active and pending inactive matters, and delinquency for all field divisions as of December 31, 1951, and the progress for the last four months.

TOTAL PENDING MATTERS CLASSIFICATIONS 65, 100 AND 105 ALL FIELD DIVISIONS					
Classification	12/31/51	3/31/57	4/30/57	5/31/57	6/30/57
65	1,314	794	776	817	772
100	32,812	13,862	13,836	13,740	13,362
105	2,895	4,079	4,349	4,438	4,056
Total	37,021	18,555	18,961	18,995	18,190

TOTAL DELINQUENT MATTERS CLASSIFICATIONS 65, 100 AND 105 ALL FIELD DIVISIONS					
Classification	12/31/51	3/31/57	4/30/57	5/31/57	6/30/57
65	525	40	24	41	42
100	22,518	1,581	1,254	1,420	1,359
105	1,719	301	292	346	392
Total	24,762	1,922	1,570	1,807	1,798

Memorandum for
Re: Delinquency in Security Investigations

The following statistics reflect the total of pending active matters, delinquency and percentage of delinquency of all offices since July 31, 1956.

CLASSIFICATIONS 65, 100 AND 105
ALL FIELD DIVISIONS

<u>Date</u>	<u>Pending Active Matters</u>	<u>Delinquent Matters</u>	<u>Percentage Delinquent</u>
7/31/56	17,389	1,703	9.2%
8/31/56	16,243	1,472	9.0%
9/30/56	16,257	1,904	11.7%
10/31/56	15,979	1,446	9.0%
11/30/56	16,026	1,362	8.5%
12/31/56	15,880	1,803	11.4%
1/31/57	15,822	1,485	9.3%
2/28/57	15,996	1,541	9.6%
3/31/57	16,128	1,922	11.9%
4/30/57	16,441	1,570	9.5%
5/31/57	16,484	1,807	11.0%
6/30/57	15,915	1,798	11.3%

Status of Security Work in 12 of the Larger Offices

The following statistics reflect the progress of the 12 larger offices we have been closely following since December, 1951. These offices have approximately 81% of the total Security Index cards and a high percentage of the pending work and delinquency in classifications 65, 100 and 105.

Memorandum for
 Re: Delinquency in Security Investigations

STATISTICS FOR 12 OFFICES'
SECURITY INDEX COUNT AND FOR
65, 100 AND 105 MATTERS

Office	Security Index Cards 6/15/57	Pending Active Matters		Percentage Delinquent	
		5/31/57	6/30/57	5/31/57	6/30/57
New York	3044	4377	4360	15.6%	14.3%
Los Angeles	2504	1611	1443	4.8%	6.7%
San Francisco	1349	1130	1005	13.1%	11.2%
* Chicago	902	906	847	12.9%	16.8%
Detroit	483	574	668	9.2%	9.7%
Philadelphia	645	563	562	8.0%	10.1%
Newark	503	894	806	11.9%	10.0%
Seattle	358	433	411	9.7%	10.2%
Boston	316	450	448	10.0%	10.7%
Cleveland	314	404	353	14.9%	14.2%
Minneapolis	233	212	209	5.2%	4.8%
* New Haven	215	230	246	14.8%	18.7%

Status of Security Work in the Remaining 40 Offices

The remaining 40 offices are listed according to the percentage of delinquency on June 30, 1956, in total matters in classifications 65, 100 and 105. These statistics reflect the progress during June, 1957.

* Letters being sent to offices indicated.

Memorandum for
 Re: Delinquency in Security Investigations

Office	Active Matters		Percentage Delinquent	
	5/31/57	6/30/57	5/31/57	6/30/57
* Dallas	52	47	1.9%	21.3%
* Houston	57	43	21.0%	20.9%
* Baltimore	441	389	12.5%	20.8%
* Washington Field	820	772	14.0%	15.2%
Atlanta	71	85	20.0%	14.1%
Indianapolis	131	170	13.7%	13.5%
Oklahoma City	27	30	7.4%	13.3%
Charlotte	53	66	7.5%	12.1%
Miami	105	94	8.6%	11.7%
Omaha	37	36	5.4%	11.1%
Pittsburgh	135	199	31.1%	11.1%
Springfield	50	38	8.0%	10.5%
Milwaukee	116	106	9.5%	10.4%
Buffalo	322	329	8.4%	10.0%
Butte	42	35	0.0%	8.6%
Albany	336	306	2.4%	8.2%
Richmond	468	439	0.6%	8.2%
Mobile	14	25	0.0%	8.0%
New Orleans	63	64	6.3%	7.8%
Norfolk	37	31	5.4%	6.5%
Denver	76	78	7.9%	6.4%
Cincinnati	153	130	5.9%	6.2%
Phoenix	69	67	7.2%	6.0%
Anchorage	44	34	15.9%	5.9%
Memphis	21	19	0.0%	5.3%
Louisville	28	20	0.0%	5.0%
Portland	130	118	1.5%	4.2%
San Antonio	34	26	17.6%	3.8%
Salt Lake City	90	70	3.3%	2.9%
St. Louis	103	133	6.8%	2.3%
Birmingham	36	45	0.0%	2.2%
Albuquerque	41	34	2.4%	0.0%
El Paso	18	26	5.6%	0.0%
Honolulu	34	59	0.0%	0.0%
Kansas City	34	36	8.8%	0.0%
Knoxville	7	12	0.0%	0.0%
Little Rock	9	8	0.0%	0.0%
San Diego	190	164	0.0%	0.0%
San Juan	164	163	0.0%	0.0%
Savannah	28	25	7.1%	0.0%

* Letters being sent to offices indicated re delinquent status.

8300

Memorandum for
Re: Delinquency in Security Investigations

The following figures illustrate the progress of the 40 offices as a whole since July 31, 1956, as reflected in the administrative reports.

<u>Date</u>	<u>Pending Active Matters (65,100,105)</u>	<u>Delinquent Matters (65,100,105)</u>	<u>Percentage Delinquent</u>
7/31/56	4,962	258	5.1%
8/31/56	4,558	293	6.4%
9/30/56	4,386	427	9.7%
10/31/56	4,292	315	7.3%
11/30/56	4,418	427	9.6%
12/31/56	4,437	506	11.4%
1/31/57	4,031	477	11.8%
2/28/57	4,008	300	7.5%
3/31/57	4,160	358	8.6%
4/30/57	4,136	308	7.4%
5/31/57	4,700	387	8.2%
6/30/57	4,557	423	9.3%

Office Memorandum • UNITED STATES GOVERNMENT

LIST 2565

TO : Mr. [redacted]

DATE: July 17, 1957

FROM : Mr. [redacted]

SUBJECT: SECURITY INDEX LISTS

115

Enclosed herewith is one copy each of the following lists for transmittal to the SAC, Quantico, for storage with other vital records maintained by him:

- 1) Alphabetical list of Security Index (SI) subjects.
- 2) Geographical list of SI subjects.
- 3) Special Section of the SI.
- 4) List of key figures and top functionaries.
- 5) List of SI subjects out of the country.
- 6) List of missing SI subjects.
- 7) List of subjects whose citizenship status is unknown.
- 8) List of aliens.

The SAC should destroy by burning the lists furnished in June, 1957. When this action has been taken, he should so note on this memorandum and return it to the Subversive Control Section.

ACTION:

If you approve, this memorandum and the attached lists will be forwarded to Quantico for the above action.

Handled at Quantico
7-18-57- JRB

Enclosures
1 - SAC, Quantico
1 - Mr. Rushing

RECORDED-42

EX-131

[redacted] - 2363
24 JUL 19 1957

S-RR

(3)
61 JUL 23 1957



TO :

DATE: July 19, 1957

FROM :


SUBJECT: SECURITY INDEX *gwh*

During the past week, 45 cards were added to the Security Index and 15 cards were cancelled, a net increase of 30 cards.

The Security Index count as of today is 13,252.

ACTION:

None. For information.



Office Memorandum • UNITED STATES GOVERNMENT

DATE: 7/17/57

TO :

FROM :

SUBJECT: SECURITY INDEX CARD STATISTICS

There are 13,222 persons represented in the Security Index (as of July 11, 1957). Of the total, 11,620 or 87.9 percent are communists.

A detailed table, enclosed in duplicate, shows as of July 11, 1957, the distribution of the subjects by field offices, nationalistic tendencies, dangerousness, sex, race, citizenship and "special lists." A key to abbreviations is enclosed.

Enclosures (4)

12822



KEY TO ABBREVIATIONS USED IN SECURITY INDEX

- AL** Alien
- DC** Detcom
- KF** Key Figure
- NA** Naturalized

- NB** Native Born
- TF** Top Functionary
- UN** Unknown
- AEP** Atomic Energy Program Employees

- BUL** Bulgarian
- COM** Communist Party, USA
- ESP** Espionage Subjects
- FGE** Foreign Government Employees

- GOV** United States Government Employees
- HUN** Hungarian
- ISL** Independent Socialist League
- JFG** Johnson Forest Group

- NOI** Nation of Islam
- MIS** Miscellaneous
- NPR** Nationalistic Party of Puerto Rico
- PPA** Proletarian Party of America

- RUS** Russian
- SUA** Socialist Union of America
- SWP** Socialist Workers' Party
- UNE** United Nations Employees

- UPR** Union of the People for the Establishment
of the Republic of Puerto Rico
- YUG** Yugoslavian

COPIES DESTROYED
3/1/2004

1-2365

ENCLOSURE



706
(FAC)

SECURITY INDEX CARDS STATISTICS
BASED ON STATISTICAL SECTION REPORTS AS OF 12/31/54

FIELD OFFICE	(2) TOTAL	(3) NATIONALISTIC TENDENCY OR ORGANIZATION AFFILIATION										(4) SEX			(5) CITIZENSHIP STATUS				(6) MARRIAGE STATUS					
		ALL	AM	AN	AS	CA	EU	FR	GR	IT	JAP	RUSS	UKR	GER	YUG	Other	Male	Female	Other	Married	Single	Widowed	Divorced	
ALBANY	117	117														54	63							
ALBUQUERQUE	21	21														7	14							
ALBUQUERQUE	5	5														3	2							
ALBUQUERQUE	19	19														3	16							
ALBUQUERQUE	151	110														55	25							
ALBUQUERQUE	10	10														4	6							
ALBUQUERQUE	318	286														81	16							
ALBUQUERQUE	187	153														59	28							
ALBUQUERQUE	45	45														11	6							
ALBUQUERQUE	19	19														11	8							
ALBUQUERQUE	909	774														149	71							
ALBUQUERQUE	99	65														25	12							
ALBUQUERQUE	314	264														70	26							
ALBUQUERQUE	29	28														13	7							
ALBUQUERQUE	84	81														16	13							
ALBUQUERQUE	482	372														116	30							
ALBUQUERQUE	5	5														2	3							
ALBUQUERQUE	31	31														13	11							
ALBUQUERQUE	27	24														7	2							
ALBUQUERQUE	115	107														14	9							
ALBUQUERQUE	13	9														5	1							
ALBUQUERQUE	5	5														2	3							
ALBUQUERQUE	1	1														2	1							
ALBUQUERQUE	2500	2316														401	98							
ALBUQUERQUE	11	11														5	3							
ALBUQUERQUE	7	7														2	1							
ALBUQUERQUE	48	38														6	3							
ALBUQUERQUE	130	111														33	12							
ALBUQUERQUE	233	176														53	13							
ALBUQUERQUE	7	6														1	7							
ALBUQUERQUE	508	469														145	74							
ALBUQUERQUE	214	202														56	26							
ALBUQUERQUE	34	34														1	1							
ALBUQUERQUE	3065	2713														733	195							
ALBUQUERQUE	10	10														5	1							
ALBUQUERQUE	10	10														6	4							
ALBUQUERQUE	20	19														4	5							
ALBUQUERQUE	642	544														150	30							
ALBUQUERQUE	40	40														15	2							
ALBUQUERQUE	159	143														44	22							
ALBUQUERQUE	95	93														18	12							
ALBUQUERQUE	14	13														7	3							
ALBUQUERQUE	88	79														14	7							
ALBUQUERQUE	47	45														39	19							
ALBUQUERQUE	12	12														14	7							
ALBUQUERQUE	130	130														24	9							
ALBUQUERQUE	1348	1278														317	77							
ALBUQUERQUE	248	66														137	12							
ALBUQUERQUE	5	5														1	1							
ALBUQUERQUE	358	329														69	22							
ALBUQUERQUE	25	23														10	4							
ALBUQUERQUE	135	122														30	11							

* Items do not add to total column number 2, but are included in sections 3, 5, 6, and 7. Columns EP and TP are included in the D. C. column.

#1 UNRECORDED

Date July 22, 1957

Director, FBI From: SA SA Employee assigned to (Division) SEATTLE

SUGGESTION It is recommended that all channelized memoranda emanating from security informants' reports be purged from Security Index subjects' case files following the submission of a summary type or annual type report which contains the necessary information concerning the particular subject and the reported event.

(See Addendum)

Current practice or rule (include manual citation as well as facts) Manual of Instructions, Vol. IV, Section 107 G - Reporting By Informants. 1. "All information furnished by informant orally or in writing must be made a matter of record, properly indexed, evaluated and channelized."

Advantages of suggestion The principal and the prime reason for this suggestion is to keep the individual case files from becoming bulky and voluminous and thereby resulting in an enormous saving in file drawer space.

Disadvantages of suggestion The only disadvantage in purging the files in the above-described method is that "ready" reference to other persons attending a certain function with the particular subject is not readily available in the subject's case file. Need for this information arises only on rare occasions, such as when a subject is interviewed and it is desired to question the subject about persons he should know. It is believed that this disadvantage is greatly outweighed by the savings possible.

Annual Savings (Show basis for estimate) \$14,570.00 See Addendum. Ref: Domestic Intelligence 7-26-57 Memo to Mr. Tolson 8/14/57-ech

(The use by the United States of my suggestion shall not form the basis of any further claim of any nature by me, my heirs, or assigns upon the United States) [Signature] Mr. [] Mrs. [] Miss [] Signature and Title

Recommendations of Division Head I feel this is an excellent suggestion - 200

60 AUG 16 1957

ORIGINAL COPY FILED IN

ADDENDUM

It is believed that this purging of channelized memoranda should be limited, at first at least to SI subject case files since these cases all have had summary reports prepared. On the other hand, it is believed that channelized memoranda should not be purged from security-type cases of individuals not now in the Security Index, inasmuch as the possibility exists that these channelized memoranda would be necessary for the preparation of a summary-type report in the future. It is our opinion that once the channelized memoranda have been properly utilized and included in a subsequent report, the channelized memoranda then lose their value to the particular case as compared to the excessive drawer space utilized by these voluminous case files. Purging the case file of these memoranda does not deprive the particular case file of any of the information originally contained therein, inasmuch as each report by cover letter carries the administrative information as to the location of the original informant report in the office files of the informant. Further, the "A" file of the security informant will continue to maintain an identical copy of the purged channelized memoranda. To illustrate this space problem, suppose six different security informants report information concerning a "People's World" fund-raising function at which fifty S.I. subjects were in attendance. Each channelized memorandum of each informant's report would probably require at least two pages, and therefore each case file would contain twelve pages of channelized memoranda. Once this event and the subject's participation thereat has been reported in a report, these channelized memoranda could be destroyed without depriving the case file of any of the information previously contained therein.

Inasmuch as security-type reports were prepared with the location of the original informant's report in the administrative section at the time of the inauguration of the summary report project on all Security Index subjects in 1954, it is believed that all channelized memoranda which contained information already and subsequently incorporated in a subsequent report could be purged as far back in the S.I. subject's case files as the summary report. Again, this purge should be limited to only those channelized memoranda used in the preparation of a report.

This purging system should not include channelized memoranda based on information from Misur, Tesur, Fisur, or other sources, but should be limited to only live security informants and their reports.

This purging system would not raise any problem with reference to serializing, since at the time of purging a charge-out slip could be placed on the top serial of the volume indicating which volume had been destroyed.



By such a system of purging, it is believed that vast amounts of drawer and cabinet space could be saved throughout the field offices and would improve the efficiency of security-type investigations. Estimates of space savings are set out below.

Channelized memoranda normally are not used for indexing and they are practically never referred to after the information contained therein has been included in a report in the individual case file. If reference to a particular destroyed channelized memorandum is needed, the administrative section of the report immediately indicates the location of the original informant notes. Further, the exhibit envelope containing the informant's notes also contains a notation indicating the serial number of the channelized memorandum in the informant's "A" file.

An examination of some individual case files reveals that by such a purging system the case files could be reduced to one-third their present size.

1. A review was made of only the last five volumes of the multi-volume case file entitled [redacted] Seattle file 100-12883, who is carried as a Key Figure in the Seattle S.I. The following observations were noted:

- A. In its present form, the last five volumes of this case file alone measures 6 1/2 inches in depth, including file covers.
- B. If channelized memoranda used in the preparation of reports in this case file were purged, 717 pages of paper would be eliminated. These 717 pages measure approximately 3 3/4 inches, which would amount to a saving of 3 3/4 inches of space in five volumes.
- C. A cabinet drawer permits 24 inches of usable space and, conservatively estimating, it is believed that a cabinet drawer normally accommodates 21 volumes of security-type case files. Therefore, it is estimated that in a full drawer approximately 15 1/2 inches of space would be saved if such specialized files were purged of channelized memoranda as described above.

2. A review was made of only the last 7 volumes of the case entitled [redacted] Seattle file 100-22579, and the following observations were noted:



- A. In its present form, the last 7 volumes of this case file measure 8 inches in depth, including file covers.
- B. If channelized memoranda used in the preparation of reports in this case file were purged, 1,166 pages of paper would be eliminated. These 1,166 pages measure approximately 5 1/2 inches, which would amount to 5 1/2 inches of space saved in only 7 volumes.
- C. Again, a cabinet drawer permits 24 inches of usable space, and conservatively estimating, it is believed that a full drawer of similar type case files with the same type of purging would eliminate 16 1/2 inches of space now used. Thus, a saving of 16 1/2 inches of space would be saved in each drawer. It is noted that the savings in this review compare most favorably with the estimate made in example No. 1 above.

At the present time, the Seattle Office has 384 S.I. subjects, and it is estimated that each case file would average about four volumes per subject. With 384 S.I. subjects, it is then estimated that S.I. subject's case files number 1,536 volumes. Considering 21 volumes per cabinet drawer, it is estimated that S.I. subject case files take up 73 cabinet drawers, or 14.5 cabinet drawers. If 16 inches or 2/3 of each cabinet drawer space could be saved through this purging system, it is estimated that in the Seattle Office alone 9.5 cabinets could be saved now. Since each cabinet costs about \$66.30, it is believed that \$629.85 could be saved if this purging system were put into effect. Considerable other savings would result as this purging system is put on a continuing basis after the submission of a report on each S.I. subject. On a Bureau-wide basis this savings would be considerable, not only from a monetary standpoint but from a space standpoint.

As time progresses, space allotted for case files becomes more critical when considered with the rapid growth of security-type case files, as compared with other classifications. At the present time in the Seattle Office there are 530 cabinet drawers being used in the closed section for 100-classification only, while 850 cabinet drawers are presently being used in the closed section for all other classifications. The 100-classification files now occupy 38 per cent of the closed file space, and this 38 per cent is the most rapid-growing section of the entire closed file section.

As far as the Seattle Office is concerned, the cost of office space is \$3.10 per square foot per year, and 2,207 square

feet of space is allotted to cabinet space consumption at the cost of \$7,089.70 per year. It is estimated that each cabinet plus sufficient space for opening the drawers consumes nearly 4 square feet of space, and therefore each cabinet saved could save about \$12.00 per year. Saving cabinet space does not immediately bring about a savings to the office involved, but it could have a bearing in the long run when an office outgrows its present space and requires an additional floor or rooms. The acquisition of new floor space costs large sums of money, and at the same time increases additional security problems, etc.

Generally speaking, it is estimated that the Seattle Office security file situation ranks about 8th or 9th in size within the Bureau, and therefore there is bound to be more savings in the larger offices in the Bureau.

Other Administrative Matters to Be Considered

Channelized memoranda meeting all other purging qualifications should not be purged if one of the following exists:

- A. Containing a notation indicating an O-1 form has been received, etc.
- B. Containing notation for opening and assigning case, or other administrative notation.
- C. Containing any indexing.

It is believed that purging should be the responsibility of the reporting agent, who could make notations of serials to be purged on the indices search slip which must be filed in the case file when a report is submitted. The CCO could then purge the file as indicated, and make proper notation on a green charge-out slip for each file from which channelized memoranda were purged.

This suggestion is being submitted in the interest of economy to the Bureau and with the thought of possible streamlining of a Bureau procedure.

Recommendations and Comments of Division Head

With the ever-increasing problem of file drawer space and the similarly increasing cost not only for cabinets but also for floor area, I feel that the Bureau should consider the suggestion of these two agents very, very carefully. Both of these agents have been handling in this field for a considerable period of time, and it appears that this is a very sensible, economical, actual money-saving idea. It is recommended that it be adopted. Should there be any problem in connection with this, it is suggested that the Bureau "sample" the situation in the larger-sized security working offices.

Office Memorandum • UNITED

GOVERNMENT

TO :

DATE: July 26, 1957

FROM :

SUBJECT: SECURITY INDEX

During the past week, 25 cards were added to the Security Index and 21 cards were cancelled, a net increase of 4 cards.

The Security Index count as of today is 13,256.

ACTION:

None. For your information.

TO :

DATE: August 2, 1957

FROM :

SUBJECT: SECURITY INDEX - col

During the past week, 22 cards were added to the Security Index and 9 cards were cancelled, a net change of 13.

The Security Index count as of today is 13,269.

ACTION:

None. For information.

Office Memorandum • UNITED STATES GOVERNMENT

2300

10/21/57

DATE: August 12, 1957

TO :

FROM :

SUBJECT: DELINQUENCY IN SECURITY INVESTIGATIONS

SYNOPSIS:

Each month we follow the field closely on the status of security work by analyzing the backlog of pending cases and delinquency in espionage, internal security, security matter and foreign intelligence cases in classifications 65, 100 and 105. Status of these cases as of July 31, 1957, is set forth herein.

In July, there was a decrease in pending active matters in the entire field in the security classifications from 15,915 to 15,407. Delinquent matters decreased from 1,798 to 1,734. The percentage of delinquent matters remained at 11.3%.

Letters are being sent to the offices indicated by asterisks on pages four and five herein commenting upon their delinquency and pointing out the necessity of bringing their security cases to a current status.

RECOMMENDATION:

The field will continue to be followed closely regarding security delinquency and you will be advised of the results of the review of the August, 1957, administrative reports.

10/21/57
Index - general



Memorandum for
 Re: Delinquency in Security Investigations

DETAILS:

The July, 1957, administrative reports from all offices reflect that the total pending active matters in classifications 65, 100 and 105 decreased from 15,915 to 15,407. The delinquent items decreased from 1,798 to 1,734. The percentage of delinquent items remained at 11.3%.

The following statistics reflect the status of pending work, including both pending active and pending inactive matters, and delinquency for all field divisions as of December 31, 1951, and the progress for the last four months.

TOTAL PENDING MATTERS
CLASSIFICATIONS 65, 100 and 105
ALL FIELD DIVISIONS

<u>Classification</u>	<u>12/31/51</u>	<u>4/30/52</u>	<u>5/31/52</u>	<u>6/30/52</u>	<u>7/31/52</u>
65	1,314	776	817	772	877
100	32,812	13,836	13,740	13,362	13,291
105	<u>2,895</u>	<u>4,349</u>	<u>4,438</u>	<u>4,056</u>	<u>3,784</u>
Total	37,021	18,961	18,995	18,190	17,952

TOTAL DELINQUENT MATTERS
CLASSIFICATIONS 65, 100 AND 105
ALL FIELD DIVISIONS

<u>Classification</u>	<u>12/31/51</u>	<u>4/30/52</u>	<u>5/31/52</u>	<u>6/30/52</u>	<u>7/31/52</u>
65	525	24	41	42	39
100	22,518	1,254	1,420	1,359	1,249
105	<u>1,719</u>	<u>292</u>	<u>346</u>	<u>397</u>	<u>446</u>
Total	24,762	1,570	1,807	1,798	1,734

2360

Memorandum for
 Re: Delinquency in Security Investigations

The following statistics reflect the total of pending active matters, delinquency and percentage of delinquency of all offices since July 31, 1956.

CLASSIFICATIONS 65, 100 AND 105
ALL FIELD DIVISIONS

<u>Date</u>	<u>Pending Active Matters</u>	<u>Delinquent Matters</u>	<u>Percentage Delinquent</u>
7/31/56	17,389	1,703	9.2%
8/31/56	16,243	1,472	9.0%
9/30/56	16,257	1,904	11.7%
10/31/56	15,979	1,446	9.0%
11/30/56	16,026	1,362	8.5%
12/31/56	15,880	1,803	11.4%
1/31/57	15,822	1,485	9.3%
2/28/57	15,996	1,541	9.6%
3/31/57	16,128	1,922	11.9%
4/30/57	16,441	1,570	9.5%
5/31/57	16,484	1,807	11.0%
6/30/57	15,915	1,798	11.3%
7/31/57	15,407	1,734	11.3%

Status of Security Work in 12 of the Larger Offices

The following statistics reflect the progress of the 12 larger offices we have been closely following since December, 1951. These offices have approximately 81% of the total Security Index cards and a high percentage of the pending work and delinquency in classifications 65, 100 and 105.

Memorandum for
 Re: Delinquency in Security Investigations

STATISTICS FOR 12 OFFICES'
SECURITY INDEX COUNT AND FOR
65, 100 AND 105 MATTERS

Office	Security	Pending Active		Percentage	
	Index Cards	Matters	Matters	Delinquent	Delinquent
	7/12/57	6/30/57	7/31/57	6/30/57	7/31/57
New York	3065	4360	4256	14.3%	11.5%
Los Angeles	2500	1443	1421	6.7%	4.2%
San Francisco	1338	1005	1115	11.2%	12.8%
* Chicago	909	847	841	16.8%	15.1%
Detroit	482	668	688	9.7%	11.2%
Philadelphia	642	562	566	10.1%	9.4%
Newark	508	806	838	10.0%	14.5%
Seattle	358	411	382	10.2%	12.0%
Boston	318	448	417	10.7%	11.0%
Cleveland	314	353	365	14.2%	13.4%
Minneapolis	233	209	194	4.8%	8.2%
New Haven	214	246	221	18.7%	10.9%

Status of Security Work in the Remaining 40 Offices

The remaining 40 offices are listed according to the percentage of delinquency on July 31, 1957, in total matters in classifications 65, 100 and 105. These statistics reflect the progress during July, 1957.

* Letter being sent to office indicated.

Memorandum for
Re: Delinquency in Security Investigations

Office	Active Matters		Percentage Delinquent	
	6/30/57	7/31/57	6/30/57	7/31/57
* Richmond	439	293	8.2%	35.2%
* Houston	43	50	20.9%	24.0%
* Washington Field	772	695	15.2%	16.6%
* Pittsburgh	199	233	11.1%	15.5%
* Birmingham	45	33	2.2%	15.2%
Baltimore	389	321	20.8%	14.3%
Albany	306	202	8.2%	13.9%
Salt Lake City	70	46	2.9%	10.9%
Cincinnati	139	124	6.2%	10.5%
Buffalo	329	339	10.0%	10.3%
Springfield	38	49	10.5%	10.2%
Charlotte	66	46	12.1%	8.7%
Miami	94	105	11.7%	8.6%
New Orleans	64	50	7.8%	8.0%
Phoenix	67	67	6.0%	7.5%
Atlanta	85	83	14.1%	7.2%
Milwaukee	106	111	10.4%	7.2%
Anchorage	34	28	5.9%	7.1%
Denver	78	84	6.4%	7.1%
Omaha	36	32	11.1%	6.3%
San Antonio	26	33	3.8%	6.1%
Mobile	25	18	8.0%	5.6%
Butte	35	37	8.6%	5.4%
Indianapolis	170	199	13.5%	5.0%
Oklahoma City	30	20	13.3%	5.0%
El Paso	26	21	0.0%	4.8%
Kansas City	36	27	0.0%	3.7%
Portland	118	109	4.2%	3.7%
St. Louis	133	112	2.3%	3.6%
Norfolk	31	29	6.5%	3.4%
Albuquerque	34	32	0.0%	3.1%
Dallas	47	39	21.3%	2.6%
Honolulu	59	13	0.0%	0.0%
Knoxville	12	18	0.0%	0.0%
Little Rock	8	4	0.0%	0.0%
Louisville	20	20	5.0%	0.0%
Memphis	19	22	5.3%	0.0%
San Diego	164	166	0.0%	0.0%
San Juan	163	168	0.0%	0.0%
Savannah	25	25	0.0%	0.0%

* Letters being sent to offices indicated re delinquent status.

Memorandum for
 Re: Delinquency in Security Investigations

The following figures illustrate the progress
 of the 40 offices as a whole since July 31, 1956, as
 reflected in the administrative reports.

<u>Date</u>	<u>Pending Active Matters (65,100,105)</u>	<u>Delinquent Matters (65,100,105)</u>	<u>Percentage Delinquent</u>
7/31/56	4,962	258	5.1%
8/31/56	4,558	293	6.4%
9/30/56	4,386	427	9.7%
10/31/56	4,292	315	7.3%
11/30/56	4,418	427	9.6%
12/31/56	4,437	506	11.4%
1/31/57	4,031	477	11.8%
2/28/57	4,008	300	7.5%
3/31/57	4,160	368	8.8%
4/30/57	4,136	308	7.4%
5/31/57	4,700	387	8.2%
6/30/57	4,557	423	9.3%
7/31/57	4,103	478	11.4%

Assistant Attorney General

August 19, 1957

Director, FBI

GENL

SECURITY INDEX LIST

There is attached hereto a current list of the names of the individuals maintained in the Security Index. Names included in the main portion of the list are arranged alphabetically. Those individuals coming within four designated groups are listed on separate pages. Following each name is information reflecting the race, sex, birth date, bureau file number, and the Bureau field office covering the residence of the individual.

It is requested that this list be given utmost security.

Enclosure

NOTE: Classified as it pertains to Security Index, part of "Top Secret" Emergency Detention Program of Department. Espionage Section of Special Section not included. Four designated groups are:

- U.S. Government Employees
- Foreign Government Employees
- United Nations Employees
- Pro-Tito Yugoslavs

*Threatened Delivered
8-20-57
7
7*

EW

(5)

RECORDED - 40

LBW

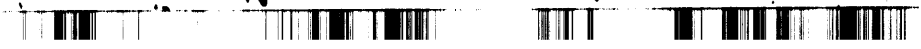
8 AUG 21 1957

REC'D - 102110E
REC'D - 102110E

*gfflo
Ktr*

62 AUG 22 1957

MAIL ROOM



Office Memorandum • UNITED STATES GOVERNMENT

TO :

DATE: August 16, 1957

FROM :

SUBJECT:

SECURITY INDEX - General

During the past week, 26 cards were added to the Security Index and 11 cards were cancelled, a net increase of 15.

The Security Index count as of today is 13,298.

ACTION:

For your information.

Office Memorandum • UNITED STATES GOVERNMENT

TO: _____

DATE: 8/14/57

FROM: _____

Security Index

SUBJECT: SUGGESTION #93-58
Made by SA
and SA
Seattle Division

SUGGESTION: That all channelized memoranda emanating from security informants' reports be purged from Security Index subjects' case files following the submission of a summary type or annual type report which contains the necessary information concerning the particular subject and the reported event.

PRESENT PROCEDURE: Section 107G, Manual of Instructions, requires that all information reported by an informant, orally or written, must be made a matter of record, properly indexed, evaluated and channelized.

ADVANTAGES STATED: Will keep individual case files from becoming bulky and voluminous and thereby resulting in considerable savings in filing space.

DISADVANTAGES STATED: Information concerning other persons attending a certain function with the particular subject is not readily available in the subject's case file. The suggesters believe that this information is needed only on rare occasions, such as when a subject is interviewed and it is desired to question him about persons he should know.

OBSERVATIONS: SAC Seattle, recommends that the Bureau consider this suggestion in light of the ever-increasing problem of filing space and the similarly increasing cost of file cabinets and floor space.

Domestic Intelligence and Training and Inspection Divisions recommend unfavorably. Variations of this suggestion have been considered unfavorably on several occasions in the past. The Executives Conference on 7/6/53 considered Suggestion #272-53 which called for the removal and destruction of channelizing memoranda after the reports had been prepared incorporating pertinent contents thereof. The Conference unanimously opposed printing that this suggestion, if adopted, would involve considerable additional work on the part of agents and clerks.

ORIGINAL COPY FILED IN

8/14/57

re SUGGESTION #93-58

OBSERVATIONS: (continued)

in removing channelizing memoranda from the file and then destroying them. The Conference also felt that channelizing memoranda should remain in the file for purposes of future reference. The previous objections to the destruction of channelizing memoranda still exist.

RECOMMENDATION: That the suggestion not be adopted. No further action recommended since the suggesters have been thanked for their suggestion.

UNRECORDED

[REDACTED]

SUBJECT: BUPLANS
RECORDS REPOSITORY(S)

Forwarded to the Training Section dated September 14, 1954, negatives of Communist Key Figure handwriting specimens were transmitted to [REDACTED]

There is attached a strip of 35 mm film containing specimens of handwriting added to the Communist Key Figure file during the past three months.

ACTION: The Training and Inspection Division should forward the attached strip of film to the SAC, [REDACTED] with instructions that it be attached with cellophane tape to film previously forwarded to [REDACTED] and maintained in a safe storage place at [REDACTED] (S)

66-16362(7-18-52)

Enclosure

66-16362

[REDACTED]

(5)

[REDACTED]

[REDACTED]

TO : ~~██████████~~

DATE: 6/20/57

FROM : ~~██████████~~ *cel*

SUBJECT: SECURITY INDEX CARD STATISTICS

There are 13,296 persons represented in the Security Index Card as of August 15, 1957. Of the total, 11,043 or 82.9 percent are communists.

A detailed table, enclosed in duplicate, shows as of August 15, 1957, the distribution of the subjects by field offices, nationalistic tendencies, dangerousness, sex, race, citizenship and "special lists." A key to abbreviations is enclosed.

Enclosures (4)



KEY TO ABBREVIATIONS USED IN SECURITY INDEX

AL Alien
DC Detcom
KF Key Figure
NA Naturalized

EB Native Born
TF Top Functionary
UN Unknown
AEP Atomic Energy Program Employees

BUL Bulgarian
CPM Communist Party, USA
ESP Espionage Subjects
FGE Foreign Government Employees

GOV United States Government Employees
HUN Hungarian
ISL Independent Socialist League
JFG Johnson Forest Group

NOI Nation of Islam
MIS Miscellaneous
NPR Nationalistic Party of Puerto Rico
PPA Proletarian Party of America


RUS Russian
SUA Socialist Union of America
SWP Socialist Workers' Party
UNE United Nations Employees

UPR Union of the People for the Establishment
of the Republic of Puerto Rico
YUG Yugoslavian

COPIES DESTROYED
391 FEB 6 1963

ENCLOSURE

2371



SECURITY INDEX CARD STATISTICS - BY FIELD OFFICE
 BASED ON STATISTICAL SECTION RECORDS AS OF AUGUST 19, 1957

(1) FIELD OFFICE	(2) TOTAL	(3) NATIONALISTIC TENDENCY OR ORGANIZATION AFFILIATION													(4) (L)*			(5) CITIZENSHIP STATUS				(7)					
		COM	SUL	RUM	ISL	JPI	OCI	MIS	HR	PA	ALS	SUI	SWP	UPH	YOO	1	2	3	4	5	6	7	8	9	10		
ALBANY	148	143																									
ALBUQUERQUE	17	17																									
ALBUQUERQUE	17	17																									
ALBUQUERQUE	17	17																									
ALBUQUERQUE	17	17																									
ALBUQUERQUE	17	17																									
ALBUQUERQUE	17	17																									
ALBUQUERQUE	17	17																									
ALBUQUERQUE	17	17																									
ALBUQUERQUE	17	17																									
ALBUQUERQUE	17	17																									
ALBUQUERQUE	17	17																									
ALBUQUERQUE	17	17																									
ALBUQUERQUE	17	17																									
ALBUQUERQUE	17	17																									
ALBUQUERQUE	17	17																									
ALBUQUERQUE	17	17																									
ALBUQUERQUE	17	17																									
ALBUQUERQUE	17	17																									
ALBUQUERQUE	17	17																									
ALBUQUERQUE	17	17																									
ALBUQUERQUE	17	17																									
ALBUQUERQUE	17	17																									
ALBUQUERQUE	17	17																									
ALBUQUERQUE	17	17																									
ALBUQUERQUE	17	17																									
ALBUQUERQUE	17	17																									
ALBUQUERQUE	17	17																									
ALBUQUERQUE	17	17																									
ALBUQUERQUE	17	17																									
ALBUQUERQUE	17	17																									
ALBUQUERQUE	17	17																									
ALBUQUERQUE	17	17																									
ALBUQUERQUE	17	17																									
ALBUQUERQUE	17	17																									
ALBUQUERQUE	17	17																									
ALBUQUERQUE	17	17																									
ALBUQUERQUE	17	17																									
ALBUQUERQUE	17	17																									
ALBUQUERQUE	17	17																									
ALBUQUERQUE	17	17																									
ALBUQUERQUE	17	17																									
ALBUQUERQUE	17	17																									
ALBUQUERQUE	17	17																									
ALBUQUERQUE	17	17																									
ALBUQUERQUE	17	17																									
ALBUQUERQUE	17	17																									
ALBUQUERQUE	17	17																									
ALBUQUERQUE	17	17																									
ALBUQUERQUE	17	17																									
ALBUQUERQUE	17	17																									
ALBUQUERQUE	17	17																									
ALBUQUERQUE	17	17																									
ALBUQUERQUE	17	17																									
ALBUQUERQUE	17	17																									
ALBUQUERQUE	17	17																									
ALBUQUERQUE	17	17																									
ALBUQUERQUE	17	17																									
ALBUQUERQUE	17	17																									
ALBUQUERQUE	17	17																									
ALBUQUERQUE	17	17																									
ALBUQUERQUE	17	17																									
ALBUQUERQUE	17	17																									
ALBUQUERQUE	17	17																									
ALBUQUERQUE	17	17																									
ALBUQUERQUE	17	17																									
ALBUQUERQUE	17	17																									
ALBUQUERQUE	17	17																									
ALBUQUERQUE	17	17																									
ALBUQUERQUE	17	17																									
ALBUQUERQUE	17	17																									
ALBUQUERQUE	17	17																									
ALBUQUERQUE	17	17																									
ALBUQUERQUE	17	17																									
ALBUQUERQUE	17	17																									
ALBUQUERQUE	17	17																									

DATE August 23, 1957

TO :

FROM :

SUBJECT: SECURITY INDEX

During the past week, 30 cards were added to the Security Index and 13 cards were cancelled, a net increase of 17 cards.

The Security Index count as of today is 13,315.

ACTION:

None. For your information.



TO : Mr. [redacted]

DATE: August 21, 1957

FROM : Mr. [redacted]

SUBJECT: SECURITY INDEX LISTS

Enclosed herewith is one copy each of the following lists for transmittal to the SAC, Quantico, for storage with other vital records maintained by him:

- 1) Alphabetical list of Security Index (SI) subjects.
- 2) Geographical list of SI subjects.
- 3) Special Section of the SI.
- 4) List of key figures and top functionaries.
- 5) List of SI subjects out of the country.
- 6) List of missing SI subjects.
- 7) List of subjects whose citizenship status is unknown.
- 8) List of aliens.

The SAC should destroy by burning the lists furnished in July, 1957. When this action has been taken, he should so note on this memorandum and return it to the Subversive Control Section.

ACTION:

If you approve, this memorandum and the attached lists will be forwarded to Quantico for the above action.

Enclosures

- 1 - SAC, Quantico
- 1 - Mr. [redacted]

RECORDED - 78

21 AUG 28 1957

Handled at Quantico
8-27-57 - FIS

5 [redacted]

63 SEP 3 1957

Office Memorandum • UNITED STATES GOVERNMENT

DATE: August 23, 1957

TO :

FROM :

SUBJECT: SECURITY INDEX

We presently have included in the Security Index 120 individuals whose Security Index cards are tabbed to reflect their association with the Socialist Union of America (SUA). At its convention of 6/1-2/57²³¹⁶ at Chicago, Illinois, the SUA was reorganized as the American Socialist Clubs (ASC).

The Security Index cards on these 120 individuals should now be tabbed "ASC" to indicate the individuals' subversive affiliation. The tabbing "SUA" should be deleted.

The statistical chart prepared monthly by the Statistical Section should be revised to delete "SUA," substituting therefor "ASC."

ACTION:

That this memorandum be referred to the Statistical Section for appropriate attention. The revised cards on these 120 individuals should be forwarded to the Subversive Control Section for distribution to the appropriate field offices.

2377

Office Memorandum • UNITED STATES GOVERNMENT

TO : THE DIRECTOR

DATE: August 9, 1957

FROM :

SUBJECT: SECURITY INDEX

The following is a report on the status of the Security Index since the last count was furnished you on July 12, 1957.

<u>Week of:</u>	<u>New Cards Added</u>	<u>Cards Cancelled</u>	<u>Net Change</u>
July 15-19	45	15	30
July 22-26	25	21	4
July 29- August 2	22	9	13
August 5-9	<u>27</u>	<u>13</u>	<u>14</u>
Total	119 ✓	58 ✓	61 ✓

During the above-mentioned period, there was a net increase in the Security Index of 61.

For your information, during the preceding four-week period, 83 cards were added and 75 cards were cancelled, net increase of 8.

The Security Index count as of today is

13,783.

ACTION:

This is for your information.

2378

Office Memorandum • UNITED STATES GOVERNMENT

TO :

DATE: September 6, 1957

FROM :


SUBJECT: SECURITY INDEX

During the past week, 31 cards were added to the Security Index and 14 cards were cancelled, net increase of 17.

The Security Index count as of today is 13,559.

ACTION:

None. For your information.



Office Memorandum

UNITED STATES GOVERNMENT

2379

DATE: August 30, 1957

TO :

FROM :

SUBJECT: SECURITY INDEX


During the past week, 40 cards were added to the Security Index and 13 cards were cancelled, a net increase of 27 cards.

13,342.

The Security Index count as of today is

ACTION:

None. For your information.



Office Memorandum • UNITED STATES GOVERNMENT 2380

TO : THE DIRECTOR

DATE: September 13, 1957

FROM :

SUBJECT: SECURITY INDEX

The following is a report on the status of the Security Index since the last count was furnished to you on August 9, 1957.

<u>Week of:</u>	<u>New Cards Added</u>	<u>Cards Cancelled</u>	<u>Net Change</u>
August 12-16	26	11	+15
August 19-23	30	13	+17
August 26-30	40	13	+27
September 3-6	31	14	+17
September 9-13	<u>54</u>	<u>22</u>	<u>+32</u>
Total	181	73	+108

During the above-mentioned period, there was a net increase in the Security Index of 108.

For your information, during the preceding four-week period, 119 cards were added and 58 cards were cancelled, a net increase of 61.

The Security Index count as of today is

13,321.

ACTION:

This is for your information.



STANDARD FORM NO. 64 2501
Office Memorandum • UNITED STATES GOVERNMENT

TO :

DATE: September 11, 1957

FROM :

SUBJECT: ~~DELINQUENCY IN SECURITY INVESTIGATIONS~~

SYNOPSIS:

Security Index - Gen'l
Each month we follow the field closely on the status of security work by analyzing the backlog of pending cases and delinquency in espionage, internal security, security matter and foreign intelligence cases in classifications 65, 100 and 105. Status of these cases as of August 31, 1957, is set forth herein.

In August, there was a decrease in pending active matters in the entire field in the security classifications from 15,407 to 15,111. Delinquent matters decreased from 1,734 to 1,463. The percentage of delinquent matters decreased from 11.3% to 9.6%.

Letters are being sent to the offices indicated by asterisks on pages four and five herein commenting upon their delinquency and pointing out the necessity of bringing their security cases to a current status.

RECOMMENDATION:

The field will continue to be followed closely regarding security delinquency and you will be advised of the results of the review of the September, 1957, administrative reports.

Memorandum for
Re: Delinquency in Security Investigations

DETAILS:

The August, 1957, administrative reports from all offices reflect that the total pending active matters in classifications 65, 100 and 105 decreased from 15,407 to 15,111. The delinquent items decreased from 1,734 to 1,463. The percentage of delinquent items decreased from 11.3% to 9.6%.

The following statistics reflect the status of pending work, including both pending active and pending inactive matters, and delinquency for all field divisions as of December 31, 1951, and the progress for the last four months.

TOTAL PENDING MATTERS
CLASSIFICATIONS 65, 100 and 105
ALL FIELD DIVISIONS

<u>Classification</u>	<u>12/31/51</u>	<u>5/31/57</u>	<u>6/30/57</u>	<u>7/31/57</u>	<u>8/31/57</u>
65	1,314	817	772	877	844
100	32,812	13,740	13,362	13,291	12,830
105	<u>2,895</u>	<u>4,438</u>	<u>4,056</u>	<u>3,784</u>	<u>4,036</u>
Total	37,021	18,995	18,190	17,952	17,710

TOTAL DELINQUENT MATTERS
CLASSIFICATIONS 65, 100 and 105
ALL FIELD DIVISIONS

<u>Classification</u>	<u>12/31/51</u>	<u>5/31/57</u>	<u>6/30/57</u>	<u>7/31/57</u>	<u>8/31/57</u>
65	525	41	42	39	45
100	22,518	1,420	1,359	1,249	1,115
105	<u>1,719</u>	<u>346</u>	<u>397</u>	<u>446</u>	<u>303</u>
Total	<u>24,762</u>	<u>1,807</u>	1,798	1,734	1,463

Memorandum for
Re: Delinquency in Security Investigations

The following statistics reflect the total of pending active matters, delinquency and percentage of delinquency of all offices since January 31, 1957.

CLASSIFICATIONS 65, 100 and 105
ALL FIELD DIVISIONS

<u>Date</u>	<u>Pending Active Matters</u>	<u>Delinquent Matters</u>	<u>Percentage Delinquent</u>
1/31/57	15,822	1,485	9.3%
2/28/57	15,996	1,541	9.6%
3/31/57	16,128	1,922	11.9%
4/30/57	16,441	1,570	9.5%
5/31/57	16,484	1,807	11.0%
6/30/57	15,915	1,798	11.3%
7/31/57	15,407	1,734	11.3%
8/31/57	15,111	1,463	9.6%

Status of Security Work in 12 of the Larger Offices

The following statistics reflect the progress of the 12 larger offices we have been closely following since December, 1951. These offices have approximately 81% of the total Security Index cards and a high percentage of the pending work and delinquency in classifications 65, 100 and 105.

STATISTICS FOR 12 OFFICES:
SECURITY INDEX COUNT AND FOR
65, 100 AND 105 MATTERS

<u>Office</u>	<u>Security Index Cards</u>	<u>Pending Active Matters</u>		<u>Percentage Delinquent</u>	
	<u>8/15/57</u>	<u>7/31/57</u>	<u>8/31/57</u>	<u>7/31/57</u>	<u>8/31/57</u>
New York	3141	4256	4164	11.5%	9.7%
Los Angeles	2502	1421	1398	4.2%	5.4%

2007

Memorandum for
Re: Delinquency in Security Investigations

*San Francisco	1332	1115	1083	12.8%	16.5%
Chicago	917	841	864	15.1%	11.2%
Detroit	481	688	635	11.2%	11.2%
Philadelphia	640	566	512	9.4%	9.2%
Newark	510	838	826	14.9%	7.6%
Seattle	360	382	366	12.0%	10.7%
Boston	317	417	365	11.0%	13.7%
Cleveland	313	365	347	13.4%	11.2%
Minneapolis	230	194	207	8.2%	12.0%
New Haven	216	221	216	10.9%	9.3%

Status of Security Work in the Remaining 40 Offices

The remaining 40 offices are listed according to the percentage of delinquency on August 31, 1957, in total matters in classifications 65, 100 and 105. These statistics reflect the progress during August, 1957.

Office	Active Matters		Percentage Delinquent	
	7/31/57	8/31/57	7/31/57	8/31/57
*Phoenix	67	57	7.5%	21.1%
*Miami	105	84	8.6%	19.0%
*Omaha	32	35	6.3%	17.4%
*Houston	50	47	24.0%	17.0%
*Indianapolis	199	149	5.0%	16.8%
*Oklahoma City	20	12	5.0%	16.7%
*Milwaukee	111	109	7.2%	16.5%

* Letters being sent to offices indicated.

Memorandum for
Re: Delinquency in Security Investigations

*Anchorage	28	26	7.1%	15.4%
Springfield	49	29	10.2%	13.8%
Albany	202	152	13.9%	13.2%
Salt Lake City	46	44	10.9%	11.4%
Washington Field	695	698	16.6%	11.2%
El Paso	21	18	4.8%	11.1%
Buffalo	339	319	10.3%	11.0%
San Antonio	33	28	6.1%	10.7%
Denver	84	85	7.1%	10.6%
Mobile	18	19	5.6%	10.5%
Atlanta	83	87	7.2%	10.3%
Baltimore	321	346	14.3%	10.1%
Pittsburgh	233	220	15.5%	9.1%
St. Louis	112	103	3.6%	8.7%
Albuquerque	32	35	3.1%	8.6%
New Orleans	50	54	8.0%	7.4%
Charlotte	46	82	8.7%	7.3%
Norfolk	29	29	3.4%	6.9%
Kansas City	27	33	3.7%	6.1%
Louisville	20	17	0.0%	5.9%
Cincinnati	124	132	10.5%	5.3%
Butte	37	39	5.4%	2.6%
Dallas	39	44	2.6%	2.3%
Portland	109	105	3.7%	1.9%
Richmond	293	432	35.2%	1.1%
Birmingham	33	26	15.2%	0.0%
Honolulu	13	27	0.0%	0.0%
Knoxville	18	14	0.0%	0.0%
Little Rock	4	5	0.0%	0.0%
Memphis	22	22	0.0%	0.0%
San Diego	166	168	0.0%	0.0%
San Juan	168	174	0.0%	0.0%
Savannah	25	23	0.0%	0.0%

* Letter being sent to office indicated.

Memorandum for
Re: Delinquency in Security Investigations

The following figures illustrate the progress of the 40 offices as a whole since January 31, 1957, as reflected in the administrative reports.

<u>Date</u>	<u>Pending Active Matters (65,100,105)</u>	<u>Delinquent Matters (65,100,105)</u>	<u>Percentage Delinquent</u>
1/31/57	4,631	477	11.87
2/28/57	4,008	300	7.53
3/31/57	4,160	368	8.87
4/30/57	4,136	308	7.47
5/31/57	4,700	387	8.23
6/30/57	4,557	423	9.31
7/31/57	4,103	478	11.67
8/31/57	4,128	356	8.63

Assistant Attorney General

September 19, 1957

Director, FBI

SECURITY INDEX LIST

There is attached hereto a current list of the names of the individuals maintained in the Security Index. Names included in the main portion of the list are arranged alphabetically. Names of individuals coming within four designated groups are listed on separate pages. Following each name is information reflecting the race, sex, date of birth, marital status, and the Bureau field office covering the residence of the individual.

It is requested that this list be given utmost security.

Enclosure

NOTE: Classified as it pertains to SI, part of "Top Secret" FDP of Department. Espionage Section of Special Section not included. Four designated groups are:

- U.S. Government Employees
- Foreign Government Employees
- United Nations Employees
- Pro-Tito Yugoslavs

W...
7-10-57

SEP 20 1957

EX-107

(5)

[Redacted list of names and addresses]

SEP 18 3 29 PM '57

SEP 25 1957

TOP SECRET



Office Memorandum • UNITED STATES GOVERNMENT ²³⁸³

TO :

DATE: September 20, 1957

FROM :

SUBJECT: SECURITY INDEX *Journal*

During the past week, 20 cards were added to the Security Index and 19 cards were cancelled, a net decrease of 1.

The Security Index count as of today is 13,390.

ACTION:

None. For your information.

Office Memorandum • UNITED STATES GOVERNMENT

TO :

DATE: 9/19/57

FROM :

01 ... Fed - Hand

SUBJECT: SECURITY INDEX CARD STATISTICS

There are 13,391 persons represented in the Security Index (as of September 13, 1957). Of the total, 11,764 or 87.9 percent are communists.

A detailed table, enclosed in duplicate, shows as of September 13, 1957, the distribution of the subjects by field office, nationalistic tendencies, dangerousness, sex, race, citizenship, and "special lists." A key to abbreviations is enclosed.

Enclosures (4)



KEY TO ABBREVIATIONS USED IN SECURITY INDEX

- AL Alien
- DC Detcom
- KF Key Figure
- NA Naturalized

- NB Native Born
- TF Top Functionary
- UN Unknown
- ,AEP Atomic Energy Program Employees

- BUL Bulgarian
- COM Communist Party, USA
- ESP Espionage Subjects
- FGE Foreign Government Employees

- GOV United States Government Employees
- HUN Hungarian
- ISL Independent Socialist League
- JFG Johnson Forest Group

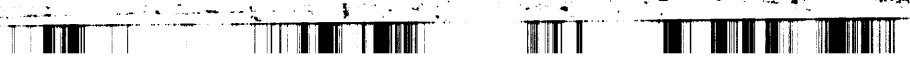
- NOI Nation of Islam
- MIS Miscellaneous
- NPR Nationalistic Party of Puerto Rico
- PPA Proletarian Party of America

- RUS Russian
- ASC American Socialist Clubs
- SWP Socialist Workers' Party
- UNE United Nations Employees

- UPR Union of the People for the Establishment
of the Republic of Puerto Rico
- YUG Yugoslavain

COPIES DESTROYED
891 FEB 4 1963

7-23/4
ENCLOSURE



Office Memorandum • UNITED STATES GOVERNMENT

TO : Mr. [redacted] *SR*
FROM : Mr. [redacted] *SR*
SUBJECT: SECURITY INDEX LISTS

DATE: September 20, 1957

Enclosed herewith is one copy each of the following lists for transmittal to the SAC, Quantico, for storage with other vital records maintained by him:

- 1) Alphabetical list of Security Index (SI) subjects.
- 2) Geographical list of SI subjects.
- 3) Special Section of the SI.
- 4) List of key figures and top functionaries.
- 5) List of SI subjects out of the country.
- 6) List of missing SI subjects.
- 7) List of subjects whose citizenship status is unknown.
- 8) List of aliens.

The SAC should destroy by burning the lists furnished in August, 1957. When this action has been taken, he should so note on this memorandum and return it to the Subversive Control Section.

ACTION:

If you approve, this memorandum and the attached lists will be forwarded to Quantico for the above action.

Enclosures
1 - SAC, Quantico
1 - Mr. Rushing

SR

EX-116

Handled at Quantico
9-24-57 - 4/13
RECORDED-18
[Signature]
SEP 27 1957
5-11

766 (3)
63 OCT 1 1957

DATE: September 27, 1957

TO :

FROM :

RE: O. S. U.

SUBJECT: SECURITY INDEX - CenH

During the past week, 5 cards were added to the Security Index and 12 cards were cancelled, a net decrease of 7.

The Security Index count as of today is 13,383.

ACTION:

None. For your information.

Office Memorandum • UNITED STATES GOVERNMENT

DATE: October 4, 1957

TO :

FROM :

SUBJECT: SECURITY INDEX - ~~FILE~~

During the past week, 7 cards were added to the Security Index and 15 cards were cancelled, a net decrease of 8.

The Security Index count as of today is 13,375.

ACTION:

None. For your information.

2388

Office Memorandum • UNITED STATES GOVERNMENT

TO :

DATE: October 3, 1957

FROM :

SUBJECT: SECURITY INDEX - (cont.)
RE-EVALUATION OF CASES

Current instructions call for the field to analyze cases of Security Index (SI) subjects twice yearly with a view toward determining whether their activities are such as to warrant their continued retention in the SI. This is done at the semiannual verification of residence and employment and at the time the annual report is submitted. With the annual report, the field must state that "the case has been re-evaluated in the light of the SI criteria and the subject continues to fall within such criteria" or that, if the case does not meet the criteria, a letter has been directed to the Bureau recommending cancellation of the SI card.

Although the field is complying with the above provision, recent incidents have made it apparent that, in a number of instances, thorough analyses have not been made of these cases, resulting in recommendations by the field for the continued retention of a subject's name in the SI when, in fact, the information developed regarding his activities did not warrant such action.

In order to further impress upon the field the absolute necessity of critically analyzing these cases and to insure that such is done, it is believed desirable at this time to restate the Bureau's position by an SAC letter and, further, to require the field, in addition to setting forth a statement that an individual still meets the criteria for retention in the SI, to set forth in a concise statement the exact basis for its recommendation.

ACTION:

If you approve, there are attached a proposed SAC letter and Manual change.

October 3, 1957

PROPOSED CHANGE IN
MANUAL OF INSTRUCTIONS

O Security Index - general

Section 87-D 2 f (11) (a) II (D)

Add the following sentence at the end of
the above paragraph:

If the retention of the subject's name in
the Security Index is recommended, set
forth a brief resume of facts on which the
recommendation is based.

NOTE: - Enclosure to memo to from
dated 10/3/57, re "Security Index, Re-Evaluation
of Cases,"

(1)

2387

Office Memorandum • UNITED STATES GOVERNMENT

TO : THE DIRECTOR

DATE: October 11, 1957

FROM :

SUBJECT: SECURITY INDEX - (General)

The following is a report on the status of the Security Index since the last count was furnished to you on September 13, 1957.

<u>Week of:</u>	<u>New Cards Added</u>	<u>Cards Cancelled</u>	<u>Net Change</u>
September 16-20	18	19	- 1
September 23-27	5	12	- 7
September 30- October 4	7	15	- 8
October 7-11	12	20	- 8
<u>Total</u>	<u>42</u>	<u>66</u>	<u>-24</u> ✓

During the above-mentioned period, there was a net decrease in the Security Index of 24.

For your information, during the preceding four-week period, 181 cards were added and 73 cards were cancelled, a net increase of 108.

The Security Index count as of today is 13,367.

ACTION:

This is for your information.

UNRECORDED

(D) SECURITY INDEX - RE-EVALUATION OF CASES -- Re SAC Letter
55-76 (O). GENERAL

I want to again impress upon you the absolute necessity for a critical analysis of all Security Index cases to insure that the cases remaining in your Security Index are fully justified under the criteria for such inclusion.

Effective immediately, in addition to setting forth a statement to the effect that the case on a Security Index subject has been re-evaluated in the light of the Security Index criteria and that the case still fits those criteria, when submitting annual reports in these cases, you should also include a brief resume setting forth the basis for your recommendation.

10/8/57
SAC LETTER NO. 57-57

LIST

2391

Asst. Attorney General

October 18, 1957

Director, FBI

SECURITY INDEX LIST

There is attached hereto a current list of the names of the individuals maintained in the Security Index. Names included in the main portion of the list are arranged alphabetically. Those individuals coming within four designated groups are listed on separate pages. Following each name is information reflecting the race, sex, birth date, Bureau file number, and the Bureau field office covering the residence of the individual.

It is requested that this list be given utmost security.

Enclosure

NOTE:

Classified as it pertains to SI, part of "Top Secret" EDP of Department. Espionage Section of Special Section not included. Four designated groups are:

- U.S. Government Employees
- Foreign Government Employees
- United Nations Employees
- Pro-Tito Yugoslavs

Personally Delivered 10-18-57 JH

RECORDED - 55

19 OCT 21 1957

EX-131

TDR/pjm (5) JH

OCT 23 1957

Encl held

John A. ...

JH

Office Memorandum • UNITED STATES GOVERNMENT

DATE: 10/21/57

TO :

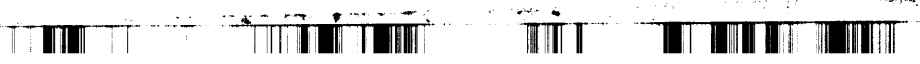
FROM :

SUBJECT: SECURITY INDEX CARD STATISTICS *General*

There are 13,357 persons represented in the Security Index (as of October 15, 1957). Of the total, 11,735 or 87.9 percent are communists.

A detailed table, enclosed in duplicate, shows as of October 15, 1957, the distribution of the subjects by field offices, nationalistic tendencies, dangerousness, sex, race, citizenship, and "special lists." A key to abbreviations is enclosed.

Enclosures (4)



KEY TO ABBREVIATIONS USED IN SECURITY INDEX

- AL Alien
- DC Detcom
- KF Key Figure
- NA Naturalized

- NB Native Born
- TF Top Functionary
- UN Unknown
- AEP Atomic Energy Program Employees

- BUL Bulgarian
- COM Communist Party, USA
- ESP Espionage Subjects
- FGE Foreign Government Employees

- GOV United States Government Employees
- HUN Hungarian
- ISL Independent Socialist League
- JFG Johnson Forest Group

- NOI Nation of Islam
- MIS Miscellaneous
- NPR Nationalistic Party of Puerto Rico
- PPA Proletarian Party of America

- RUS Russian
- ASC American Socialist Clubs
- SWP Socialist Workers' Party
- UNE United Nations Employees

- UPR Union of the People for the Establishment
of the Republic of Puerto Rico
- YUG Yugoslavain

COPIES DESTROYED
891 FEB 4 1963

ENCLOSURE

-2392



Office Memorandum • UNITED STATES GOVERNMENT

6570

TO :

DATE: October 18, 1957

FROM :

SUBJECT: SECURITY INDEX *Gen'l*

During the past week, 19 cards were added to the Security Index and 34 cards were cancelled, a net decrease of 15.

The Security Index count as of today is 13,352.

ACTION:

None. For information.

Office Memorandum • UNITED STATES GOVERNMENT

2394

DATE: October 17, 1957

TO :

FROM :

SUBJECT: SECURITY INDEX *General*

We forward to the field quarterly an alphabetical list of each office's Security Index in order that the Security Index cards maintained in the field may be checked and reconciled with Bureau records.

There is attached a proposed letter to all field offices containing appropriate instructions regarding the handling of the list.

RECOMMENDATION:

It is recommended that the attached letter be approved and forwarded.

Office Memorandum • UNITED STATES GOVERNMENT

DATE: October 21, 1957

TO : Mr. [redacted] *JPR*

FROM : Mr. [redacted] *JPR*

SUBJECT: SECURITY INDEX LISTS

Enclosed herewith is one copy each of the following lists for transmittal to the SAC, Quantico, for storage with other vital records maintained by him:

- 1) Alphabetical list of Security Index (SI) subjects.
- 2) Geographical list of SI subjects.
- 3) Special Section of the SI.
- 4) List of key figures and top functionaries.
- 5) List of SI subjects out of the country.
- 6) List of missing SI subjects.
- 7) List of subjects whose citizenship status is unknown.
- 8) List of aliens.

The SAC should destroy by burning the lists furnished in September, 1957. When this action has been taken, he should so note on this memorandum and return it to the Subversive Control Section.

ACTION:

If you approve, this memorandum and the attached lists will be forwarded to Quantico for the above action.

Enclosures

- 1 - SAC, Quantico
- 1 - Mr. Rushing

(3) *JPR*

JPR

*Handled at Quantico
10-22-57 - JRB*

RECORDED - 1

[redacted] - 2395

S.M.R.

OCT 24 1957

EX-131

55 OCT 28 1957

October 18, 1957

SAC, Albany

Director, FBI

SECURITY INDEX

general

There is attached for each office an alphabetical list of its Security Index subjects (two copies for New York) prepared from the Bureau's Security Index as of October 15, 1957.

The attached list should be used to reconcile the Security Index in your office with the Security Index at the Seat of Government by checking the names on the list against the Security Index cards. Detailed instructions regarding the handling of this list are contained in Bureau letter to Albany, copies to all offices, captioned as above, dated January 17, 1956.

Enclosure

- 2 - Albuquerque (W/Enc.)
- 2 - Anchorage (W/Enc.)
- 2 - Atlanta (W/Enc.)
- 2 - Baltimore (W/Enc.)
- 2 - Birmingham (W/Enc.)
- 2 - Boston (W/Enc.)
- 2 - Buffalo (W/Enc.)
- 2 - Butte (W/Enc.)
- 2 - Charlotte (W/Enc.)
- 2 - Chicago (W/Enc.)
- 2 - Cincinnati (W/Enc.)
- 2 - Cleveland (W/Enc.)
- 2 - Dallas (W/Enc.)
- 2 - Denver (W/Enc.)
- 2 - Detroit (W/Enc.)
- 2 - El Paso (W/Enc.)
- 2 - Honolulu (W/Enc.)
- 2 - Houston (W/Enc.)
- 2 - Indianapolis (W/Enc.)
- 2 - Kansas City (W/Enc.)
- 2 - Knoxville (W/Enc.)
- 2 - Little Rock (W/Enc.)
- 2 - Los Angeles (W/Enc.)
- 2 - Louisville (W/Enc.)
- 2 - Memphis (W/Enc.)
- 2 - Miami (W/Enc.)
- 2 - Milwaukee (W/Enc.)
- 2 - Minneapolis (W/Enc.)
- 2 - Mobile (W/Enc.)
- 2 - Newark (W/Enc.)
- 2 - New Haven (W/Enc.)
- 2 - New Orleans (W/Enc.)
- 2 - New York (W/Enc.-2)
- 2 - Norfolk (W/Enc.)
- 2 - Oklahoma City (W/Enc.)
- 2 - Omaha (W/Enc.)
- 2 - Philadelphia (W/Enc.)
- 2 - Phoenix (W/Enc.)
- 2 - Pittsburgh (W/Enc.)
- 2 - Portland (W/Enc.)
- 2 - Richmond (W/Enc.)
- 2 - St. Louis (W/Enc.)
- 2 - Salt Lake City (W/Enc.)
- 2 - San Antonio (W/Enc.)
- 2 - San Diego (W/Enc.)
- 2 - San Francisco (W/Enc.)
- 2 - San Juan (W/Enc.)
- 2 - Savannah (W/Enc.)
- 2 - Seattle (W/Enc.)
- 2 - Springfield (W/Enc.)
- 2 - Washington Field (W/Enc.)

COMM-FBI
OCT 21 1957
MAILED 19

Lup

ORIGINAL ON DUBINAT

OCT 25 1957

RECORDED-45

NOTE: Enclosure to Boardman from Belmont, 10/17/57, same caption, 10 OCT 24 1957

REC'D-READING ROOM
FBI
OCT 18 2 20 PM '57

Kato
ad
7710

LIST

2397

Date: October 21, 1957
To: Director, FBI
From: Legat, Mexico
Subject: SECURITY INDEX -
ADMINISTRATIVE

The Bureau in the past has forwarded to this office by routing slip the names of individuals residing in Mexico who were carried on the Security Index. The last time this office received such a communication was in November, 1956.

It would be appreciated if an up-to-date list of such individuals would be forwarded to this office at this time.

② - Bureau
1 - Mexico City

LIST.

2397

Legal Attache, Mexico City

November 4, 1957

Director, FBI

SECURITY INDEX SUBJECTS
RESIDING IN MEXICO

Reurlet dated October 21, 1957.

There is enclosed a list of individuals whose names are included in the Security Index and who are reported to be residing or travelling in Mexico. This list is current as of October 15, 1957.

For your information, the name of Mary Ruth Oppen was deleted from the Security Index subsequent to October 15, 1957. Her name appears on page three of the enclosed list.

Enclosure

1 - Foreign Liaison Unit

Office Memorandum • UNITED STATES GOVERNMENT

DATE: October 10, 1957

TO :

FROM :

SUBJECT: DELINQUENCY IN SECURITY INVESTIGATIONS

Security Index - General

SYNOPSIS:

Each month we follow the field closely on the status of security work by analyzing the backlog of pending cases and delinquency in espionage, internal security, security matter and foreign intelligence cases in classifications 65, 100 and 105. Status of these cases as of September 30, 1957, is set forth herein.

In September, there was an increase in pending active matters in the entire field in the security classifications from 15,111 to 15,644. Delinquent matters increased from 1,463 to 1,694. The percentage of delinquent matters increased from 9.6% to 10.8%.

Letters are being sent to the offices indicated by asterisks on pages four and five herein commenting upon their delinquency and pointing out the necessity of bringing their security cases to a current status.

RECOMMENDATION:

The field will continue to be followed closely regarding security delinquency and you will be advised of the results of the review of the October, 1957, administrative reports.

Memorandum for
Re: Delinquency in Security Investigations

DETAILS:

The September, 1957, administrative reports from all offices reflect that the total pending active matters in classifications 65, 100 and 105 increased from 15,111 to 15,644. The delinquent items increased from 1,463 to 1,694. The percentage of delinquent items increased from 9.6% to 10.8%.

The following statistics reflect the status of pending work, including both pending active and pending inactive matters, and delinquency for all field divisions as of December 31, 1951, and the progress for the last four months.

TOTAL PENDING MATTERS
CLASSIFICATIONS 65, 100 AND 105
ALL FIELD DIVISIONS

<u>Classification</u>	<u>12/31/51</u>	<u>6/30/57</u>	<u>7/31/57</u>	<u>8/31/57</u>	<u>9/30/57</u>
65	1,314	772	877	844	886
100	32,812	13,362	13,291	12,830	12,984
105	<u>2,895</u>	<u>4,056</u>	<u>3,784</u>	<u>4,036</u>	<u>4,310</u>
Total	37,021	18,190	17,952	17,710	18,180

TOTAL DELINQUENT MATTERS
CLASSIFICATIONS 65, 100 AND 105
ALL FIELD DIVISIONS

<u>Classification</u>	<u>12/31/51</u>	<u>6/30/57</u>	<u>7/31/57</u>	<u>8/31/57</u>	<u>9/30/57</u>
65	525	42	39	45	46
100	22,518	1,359	1,249	1,115	1,266
105	<u>1,719</u>	<u>392</u>	<u>446</u>	<u>303</u>	<u>382</u>
Total	24,762	1,798	1,734	1,463	1,694

Memorandum for
Re: Delinquency in Security Investigations

The following statistics reflect the total of pending active matters, delinquency and percentage of delinquency of all offices since January 31, 1957.

CLASSIFICATIONS 65, 100 AND 105
ALL FIELD DIVISIONS

<u>Date</u>	<u>Pending Active Matters</u>	<u>Delinquent Matters</u>	<u>Percentage Delinquent</u>
1/31/57	15,822	1,485	9.3%
2/28/57	15,996	1,541	9.6%
3/31/57	16,128	1,922	11.9%
4/30/57	16,441	1,570	9.5%
5/31/57	16,484	1,807	11.0%
6/30/57	15,915	1,798	11.3%
7/31/57	15,407	1,734	11.3%
8/31/57	15,111	1,463	9.6%
9/30/57	15,644	1,694	10.8%

Status of Security Work in 12 of the Larger Offices

The following statistics reflect the progress of the 12 larger offices we have been closely following since December, 1951. These offices have approximately 81% of the total Security Index cards and a high percentage of the pending work and delinquency in classifications 65, 100 and 105.

Memorandum for
Re: Delinquency in Security Investigations

STATISTICS FOR 12 OFFICES'
SECURITY INDEX COUNT AND FOR
65, 100 AND 105 MATTERS

Office	Security Index Cards 9/13/57	Pending Active Matters		Percentage Delinquent	
		8/31/57	9/30/57	8/31/57	9/30/57
New York	3244	4164	4179	9.7%	13.0%
Los Angeles	2507	1398	1553	5.4%	6.1%
San Francisco	1322	1083	1120	16.5%	11.3%
* Chicago	916	864	927	11.2%	15.4%
Detroit	483	635	605	11.2%	7.6%
Philadelphia	637	512	527	9.2%	10.6%
Newark	523	826	825	7.6%	10.9%
Seattle	360	366	365	10.7%	11.2%
Boston	315	365	375	13.7%	9.3%
Cleveland	307	347	374	11.2%	13.3%
Minneapolis	232	207	207	12.0%	13.5%
New Haven	214	216	283	9.3%	7.8%

Status of Security Work in the Remaining 40 Offices

The remaining 40 offices are listed according to the percentage of delinquency on September 30, 1957, in total matters in classifications 65, 100 and 105. These statistics reflect the progress during September, 1957.

* Letter being sent to office indicated re delinquent status.

2570

Memorandum for
Re: Delinquency in Security Investigations

Office	Active Matters		Percentage Delinquent	
	8/31/57	9/30/57	8/31/57	9/30/57
* Houston	47	46	17.0%	26.1%
* El Paso	18	25	11.1%	20.0%
* New Orleans	54	55	7.4%	18.2%
* Mobile	19	18	10.5%	16.7%
* Milwaukee	109	124	16.5%	16.1%
* Anchorage	26	26	15.4%	15.4%
* Washington Field	698	747	11.2%	15.3%
* Baltimore	346	316	10.1%	15.2%
Buffalo	319	318	11.0%	14.5%
Denver	85	84	10.6%	13.1%
Indianapolis	149	173	16.8%	12.1%
Memphis	22	21	0.0%	9.5%
Albuquerque	35	43	8.6%	9.3%
Cincinnati	132	199	5.3%	8.5%
Miami	84	109	19.0%	8.3%
St. Louis	103	127	8.7%	7.9%
Atlanta	87	91	10.3%	7.7%
Charlotte	82	95	7.3%	7.4%
Omaha	35	28	17.4%	7.1%
Birmingham	26	29	0.0%	6.9%
Pittsburgh	220	216	9.1%	6.9%
Knoxville	14	15	0.0%	6.7%
San Antonio	28	31	10.7%	6.5%
Dallas	44	47	2.3%	6.4%
Albany	152	168	13.2%	6.1%
Portland	105	113	1.9%	5.3%
Salt Lake City	44	38	11.7%	5.3%
Richmond	432	407	1.1%	4.7%
Savannah	23	23	0.0%	4.3%
Norfolk	29	29	6.9%	6.9%
Butte	39	30	2.6%	3.3%
Kansas City	33	37	6.1%	2.7%
Springfield	29	52	13.8%	1.9%
Phoenix	57	62	21.1%	1.6%
San Juan	174	122	0.0%	0.8%
Honolulu	27	41	0.0%	0.0%
Little Rock	5	9	0.0%	0.0%
Louisville	17	25	5.9%	0.0%
Oklahoma City	12	18	16.7%	0.0%
San Diego	168	147	0.0%	0.0%

* Letters being sent re delinquent status.

Memorandum for
Re: Delinquency in Security Investigations

The following figures illustrate the progress of the 40 offices as a whole since January 31, 1957, as reflected in the administrative reports.

<u>Date</u>	<u>Pending Active Matters (65,100,105)</u>	<u>Delinquent Matters (65,100,105)</u>	<u>Percentage Delinquent</u>
1/31/57	4,031	477	11.8%
2/28/57	4,008	300	7.5%
3/31/57	4,160	368	8.8%
4/30/57	4,136	308	7.4%
5/31/57	4,700	387	8.2%
6/30/57	4,557	423	9.3%
7/31/57	4,103	478	11.4%
8/31/57	4,128	356	8.6%
9/30/57	4,304	419	9.7%

Office Memorandum • UNITED STATES GOVERNMENT

TO :

DATE: November 1, 1957

FROM :

SUBJECT: SECURITY INDEX (SET)

During the past week, 7 cards were added to the Security Index and 35 cards were cancelled, a net decrease of 28.

The Security Index count as of today is 13,299.

ACTION:

None. For your information! /

2400

Office Memorandum • UNITED STATES GOVERNMENT

DATE: October 23, 1957

TO :

FROM :

SUBJECT: SECURITY INDEX SUBJECTS
ENTERING THE ARMED FORCES

By memorandum dated 2/24/54, the Department was furnished the identities of former Security Index (SI) subjects then serving in the Armed Forces and was advised that, upon the induction into the armed services of subjects listed in our SI, we deleted their names therefrom since under the Delimitations Agreement the military services at that point assume complete responsibility for such individuals. Since that time, we have advised the Internal Security Division of the Department by memorandum in each case when an SI subject entered the armed services. In addition, we disseminate to the Records Administration Branch a copy of a closing report showing the subject's entrance into the military.

OBSERVATIONS:

It appears that no real purpose is served in informing the Internal Security Division of the Department by memorandum of a subject's entrance into the military service except in those cases in which the Department has previously reviewed and approved the subject's name for the SI. It is believed that the transmittal of a closing report reflecting a subject's entrance into a branch of the armed services to the Records Administration Branch should suffice with the exception mentioned above.

RECOMMENDATION:

That we advise the Internal Security Division of the Department of a subject's entrance into the armed services by memorandum only when the case has previously been approved by the Department for inclusion in the SI, such advice to be coupled with our routine memorandum informing of the deletion of his name from the SI. We will, of course, continue to forward closing reports reflecting a subject's entrance into the military service.

SECURITY INDEX - 600

Office Memorandum • UNITED STATES GOVERNMENT

TO : THE DIRECTOR

DATE: November 8, 1957

FROM :

SUBJECT: SECURITY INDEX

The following is a report on the status of the Security Index since the last count was furnished to you on October 11, 1957.

<u>Week of:</u>	<u>New Cards Added</u>	<u>Cards Cancelled</u>	<u>Net Change</u>
October 14-18	19	34	- 15
October 21-25	8	33	- 25
October 28-			
November 1	7	35	- 28
November 4-8	<u>16</u>	<u>41</u>	<u>- 25</u>
Total	50	143	- 93

During the above-mentioned period, there was a net decrease in the Security Index of 93.

For your information, during the preceding four-week period, 42 cards were added and 66 cards were cancelled, a net decrease of 24.

The Security Index count as of today is

13,274.

ACTION:

This is for your information.

2402

Office Memorandum • UNITED STATES GOVERNMENT

TO :

DATE: October 25, 1957

FROM :

SUBJECT: SECURITY INDEX

During the past week, 8 cards were added to the Security Index and 33 cards were cancelled, ~~net decrease of 25.~~

The Security Index count as of today is 13,327.

ACTION:

None. For your information.

STANDARD FORM NO. 64 2403
Office Memorandum • UNITED STATES GOVERNMENT

TO :

DATE: November 15, 1957

FROM :

SUBJECT: SECURITY INDEX

During the past week, 26 cards were added to the Security Index and 33 cards were cancelled, a net decrease of 7.

The Security Index count as of today is 13,267.

ACTION:

None. For your information.

STANDARD FORM NO. 64
Office Memorandum • UNITED STATES GOVERNMENT

2407
DATE: November 13, 1957

TO :

FROM :

SUBJECT: DELINQUENCY IN SECURITY INVESTIGATIONS

Security Index level
SYNOPSIS:

Each month we follow the field closely on the status of security work by analyzing the backlog of pending cases and delinquency in espionage, internal security, security matter and foreign intelligence cases in classifications 65, 100 and 105. Status of these cases as of October 31, 1957, is set forth herein.

In October, there was an increase in pending active matters in the entire field in the security classifications from 15,644 to 15,669. Delinquent matters decreased from 1,694 to 1,334. The percentage of delinquent matters decreased from 10.8% to 8.5%.

Letters are being sent to the offices indicated by asterisks on page five herein commenting upon their delinquency and pointing out the necessity of bringing their security cases to a current status.

RECOMMENDATION:

The field will continue to be followed closely regarding security delinquency and you will be advised of the results of the review of the November, 1957, administrative reports.

Memorandum for
Re: Delinquency in Security Investigations

DETAILS:

The October, 1957, administrative reports from all offices reflect that the total pending active matters in classifications 65, 100 and 105 increased from 15,044 to 15,069. The delinquent items decreased from 1,094 to 1,334. The percentage of delinquent items decreased from 10.8% to 8.5%.

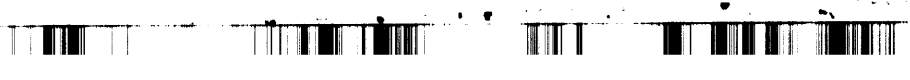
The following statistics reflect the status of pending work, including both pending active and pending inactive matters, and delinquency for all field divisions as of December 31, 1951, and the progress for the last four months.

TOTAL PENDING MATTERS
CLASSIFICATIONS 65, 100 AND 105
ALL FIELD DIVISIONS

<u>Classification</u>	<u>12/31/51</u>	<u>7/31/57</u>	<u>8/31/57</u>	<u>9/30/57</u>	<u>10/31/57</u>
65	1,314	877	844	886	877
100	32,812	13,291	12,830	12,984	12,814
105	<u>2,895</u>	<u>3,784</u>	<u>4,036</u>	<u>4,310</u>	<u>4,523</u>
Total	37,021	17,952	17,710	18,180	18,214

TOTAL DELINQUENT MATTERS
CLASSIFICATIONS 65, 100 AND 105
ALL FIELD DIVISIONS

<u>Classification</u>	<u>12/31/51</u>	<u>7/31/57</u>	<u>8/31/57</u>	<u>9/30/57</u>	<u>10/31/57</u>
65	525	39	45	46	26
100	22,518	1,249	1,115	1,266	952
105	<u>1,719</u>	<u>446</u>	<u>303</u>	<u>382</u>	<u>356</u>
Total	24,762	1,734	1,463	1,694	1,334



Memorandum for
Re: Delinquency in Security Investigations


The following statistics reflect the total of pending active matters, delinquency and percentage of delinquency of all offices since January 31, 1957.

CLASSIFICATIONS 65, 100 AND 105
ALL FIELD DIVISIONS

<u>Date</u>	<u>Pending Active Matters</u>	<u>Delinquent Matters</u>	<u>Percentage Delinquent</u>
1/31/57	15,822	1,485	9.3%
2/28/57	15,996	1,541	9.6%
3/31/57	16,128	1,922	11.9%
4/30/57	16,441	1,570	9.5%
5/31/57	16,484	1,807	11.0%
6/30/57	15,915	1,798	11.3%
7/31/57	15,407	1,734	11.3%
8/31/57	15,111	1,463	9.6%
9/30/57	15,644	1,694	10.8%
10/31/57	15,669	1,334	8.5%

Status of Security Work in 12 of the Larger Offices

The following statistics reflect the progress of the 12 larger offices we have been closely following since December, 1951. These offices have approximately 81% of the total Security Index cards and a high percentage of the pending work and delinquency in classifications 65, 100 and 105.



Memorandum for
Re: Delinquency in Security Investigations

STATISTICS FOR 12 OFFICES'
SECURITY INDEX COUNT AND FOR
65, 100 AND 105 MATTERS

<u>Office</u>	<u>Security</u>	<u>Pending Active</u>		<u>Percentage</u>	
	<u>Index Cards</u>	<u>Matters</u>		<u>Delinquent</u>	
	<u>10/15/57</u>	<u>9/30/57</u>	<u>10/31/57</u>	<u>9/30/57</u>	<u>10/31/57</u>
New York	3243	4179	4125	13.0%	7.5%
Los Angeles	2503	1553	1463	6.1%	7.9%
San Francisco	1326	1120	1198	11.3%	13.6%
Chicago	909	927	935	15.4%	13.4%
Detroit	479	605	680	7.6%	4.1%
Philadelphia	630	527	542	10.6%	7.5%
Newark	530	825	864	10.9%	6.7%
Seattle	359	365	394	11.2%	9.1%
Boston	318	375	371	9.3%	7.0%
Cleveland	303	374	364	13.3%	12.9%
Minneapolis	230	207	183	13.5%	14.2%
New Haven	215	283	285	7.8%	4.6%

Status of Security Work in the Remaining 40 Offices

The remaining 40 offices are listed according to the percentage of delinquency on October 31, 1957, in total matters in classifications 65, 100 and 105. These statistics reflect the progress during October, 1957.

Memorandum for
 Re: Delinquency in Security Investigations

Office	Active Matters		Percentage Delinquent	
	9/31/57	10/31/57	9/30/57	10/31/57
			20.0%	20.0%
*El Paso	25	15	7.7%	18.8%
*Atlanta	91	80	0.0%	10.0%
*Louisville	25	25	15.2%	15.0%
Baltimore	316	380	7.4%	14.6%
Charlotte	95	48	0.0%	14.3%
Charlotte	9	7	8.5%	13.0%
Little Rock	199	207	14.5%	12.2%
Cincinnati	318	327	4.7%	11.3%
Buffalo	407	239	16.1%	11.2%
Richmond	124	125	16.7%	11.1%
Milwaukee	18	18	6.9%	10.3%
Mobile	216	234	6.5%	10.0%
Pittsburgh	31	30	9.3%	9.3%
San Antonio	43	43	15.4%	9.1%
Albuquerque	26	22	7.9%	8.5%
Anchorage	127	117	8.3%	7.2%
St. Louis	109	125	13.1%	7.1%
Miami	84	70	5.3%	7.1%
Denver	38	42	15.3%	7.1%
Salt Lake City	749	865	6.4%	6.4%
Washington Field	47	47	5.3%	6.2%
Dallas	113	97	1.6%	5.7%
Portland	62	52	6.1%	5.5%
Phoenix	168	183	6.7%	5.3%
Albany	15	19	6.9%	3.6%
Knoxville	29	28	18.2%	3.1%
Norfolk	55	64	2.1%	3.0%
New Orleans	173	168	3.3%	2.6%
Indianapolis	30	39	2.7%	2.4%
Butte	37	42	6.9%	0.0%
Kansas City	29	27	0.0%	0.0%
Birmingham	41	9	26.1%	0.0%
Honolulu	46	38	9.5%	0.0%
Houston	21	31	0.0%	0.0%
Memphis	18	18	7.1%	0.0%
Oklahoma City	28	30	0.0%	0.0%
Omaha	147	82	0.8%	0.0%
San Diego	122	119	4.3%	0.0%
San Juan	23	78	1.9%	0.0%
Savannah	52	75		
Springfield				

*Letters being sent re delinquent status.

Memorandum for
Re: Delinquency in Security Investigations

The following figures illustrate the progress of the 40 offices as a whole since January 31, 1957, as reflected in the administrative reports.

<u>Date</u>	<u>Pending Active Matters (65,100,105)</u>	<u>Delinquent Matters (65,100,105)</u>	<u>Percentage Delinquent</u>
1/31/57	4,031	477	11.8%
2/28/57	4,008	300	7.5%
3/31/57	4,160	368	8.8%
4/30/57	4,136	308	7.4%
5/31/57	4,700	387	8.2%
6/30/57	4,557	423	9.3%
7/31/57	4,103	478	11.4%
8/31/57	4,128	356	8.6%
9/30/57	4,304	419	9.7%
10/31/57	4,265	351	8.2%

DIRECTOR, FBI

11/18/57

SAC, HONOLULU

SECURITY MATTER - C
(OO - Honolulu)

aka

Enclosed herewith for the Bureau are four copies
of the report of SA _____ dated 11/19/57 at
Honolulu.

ADMINISTRATIVE

This report was stamped
information from T-3 came from
records of
not published.

as much as
records and from
that were

Subject's Security Index Card is current and the
photograph maintained of her is a good likeness.

This case has been re-evaluated in light of the
Security Index criteria. It is not believed that this case
still fits those criteria and a letter is being directed to
the Bureau requesting permission to delete subject from the
Security Index. Subject has been personally observed.

Bureau permission was not requested to interview
Her husband is an employee of
and she, undoubtedly, would not be cooperative.

INFORMANTS

Careful consideration has been given to each source
concealed in this report and "T" symbols have been utilized
only in those instances where the identity of the source must
be concealed.

2 - Bureau (Encs. - 4) (REG.)
3 - Honolulu

REFERENCE

Report of SA
11/23/56 at Honolulu.

dated

Federal Bureau of Investigation
United States Department of Justice

(ENCL.)


Honolulu, T. H.
November 19, 1957

SECURITY MATTER - C

All sources utilized in the
report of SA
dated November 19, 1957 at
Honolulu, have furnished reli-
able information in the past.

This is furnished for your
information and should not be
disseminated to unauthorized
persons or agencies.

ENCLOSURE



ST 2405

Assistant Attorney General

November 21, 1957

Director, FBI

SECURITY INDEX LIST

GENL

There is attached hereto a current list of the names of the individuals maintained in the Security Index. Names included in the main portion of the list are arranged alphabetically. Those individuals coming within four designated groups are listed on separate pages. Following each name is information reflecting the race, sex, birth date, Bureau file number, and the Bureau field office covering the residence of the individual.

It is requested that this list be given utmost security.

Enclosure

NOTE: Classified as it pertains to SI, part of "Top Secret" EDP of Department. Espionage Section of Special Section not included. Four designated groups are:

- U.S. Government Employees
- Foreign Government Employees
- United Nations Employees
- Pro-Tito Yugoslavs

Personally Delivered 10.21.57

(5) for

RECORDED - 7

15 NOV 25 1957

EX-132

NOV 51 11 09 AM '57

NOV 50 2 40 PM '57

RECEIVED - BOYD

NOV 26 1957

MAIL ROOM

FBI - REC'D

Handwritten signatures and initials



Office Memorandum • UNITED STATES GOVERNMENT

DATE: November 29, 1957

TO :

FROM :

SUBJECT: SECURITY INDEX - *General*

During the past week, 11 cards were added to the Security Index and 19 cards were cancelled, a net decrease of 8.

The Security Index count as of today is 13,254.

ACTION:

None. For your information.

Office Memorandum • UNITED STATES GOVERNMENT ⁴¹⁵⁷ 3407

TO : Mr. [redacted]

DATE: November 21, 1957

FROM : Mr. [redacted]

SUBJECT: SECURITY INDEX LISTS

mk

Enclosed herewith is one copy each of the following lists for transmittal to the SAC, Quantico, for storage with other vital records maintained by him:

- 1) Alphabetical list of Security Index (SI) subjects.
- 2) Geographical list of SI subjects.
- 3) Special Section of the SI.
- 4) List of key figures and top functionaries.
- 5) List of SI subjects out of the country.
- 6) List of missing SI subjects.
- 7) List of subjects whose citizenship status is unknown.
- 8) List of aliens.

2

The SAC should destroy by burning the lists furnished in October, 1957. When this action has been taken, he should so note on this memorandum and return it to the Subversive Control Section. [redacted]

ACTION:

RECORDED - 17 3 DEC 3 1957

If you approve, this memorandum and the attached lists will be forwarded to Quantico for the above action.

Enclosures

- 1 - SAC, Quantico
- 1 - Mr. Rushing

(3) [redacted]

JPR X-132
NOV 22 1957
SUBVERSIVE CONTROL SECTION

*Handled at Quantico
11-22-57 JRB
5. JPR*

⁷⁰⁷
55 DEC 9 1957

Office Memorandum • UNITED STATES

2408
GOVERNMENT

TO :

DATE: November 22, 1957

FROM :

SUBJECT: SECURITY INDEX - *Final*

During the past week, 26 cards were added to the Security Index and 31 cards were cancelled, a net decrease of 5.

The Security Index count as of today is
13,262.

ACTION:

None. For your information.

Office Memorandum • UNITED STATES GOVERNMENT ²⁴⁰⁷

DATE: December 6, 1957

TO :

FROM :


SUBJECT: ^U SECURITY INDEX - 6.1

During the past week, 14 cards were added to the Security Index and 20 cards were cancelled, a net decrease of 6.

The Security Index count as of today is 13,248.

ACTION:

None. For your information.



Office Memorandum • UNITED STATES GOVERNMENT

2410

TO :

DATE: December 11, 1957

FROM :

SUBJECT: DELINQUENCY IN SECURITY INVESTIGATIONS

C

SYNOPSIS:

Each month we follow the field closely on the status of security work by analyzing the backlog of pending cases and delinquency in espionage, internal security, security matter and foreign intelligence cases in classifications 65, 100 and 105. Status of these cases as of November 30, 1957, is set forth herein.

In November, there was an increase in pending active matters in the entire field in the security classifications from 15,669 to 15,817. Delinquent matters increased from 1,334 to 1,762. The percentage of delinquent matters increased from 8.5% to 11.1%.


Letters are being sent to the offices indicated by asterisks on pages four and five herein, commenting upon their delinquency and pointing out the necessity of bringing their security cases to a current status.

RECOMMENDATION:

The field will continue to be followed closely regarding security delinquency and you will be advised of the results of the review of the December, 1957. administrative reports.

Security Index - Gen

V.



Memorandum for
Re: DELINQUENCY IN SECURITY INVESTIGATIONS

DETAILS:

The November, 1957, administrative reports from all offices reflect that the total pending active matters in classifications 65, 100 and 105 increased from 15,669 to 15,817. Delinquent items increased from 1,334 to 1,762. The percentage of delinquent items increased from 8.5% to 11.1%.

The following statistics reflect the status of pending work, including both pending active and pending inactive matters, and delinquency for all field divisions as of December 31, 1951, and the progress for the last four months.

TOTAL PENDING MATTERS
CLASSIFICATIONS 65, 100 AND 105
ALL FIELD DIVISIONS

<u>Classification</u>	<u>12/31/51</u>	<u>8/31/57</u>	<u>9/30/57</u>	<u>10/31/57</u>	<u>11/30/57</u>
65	1,314	844	886	877	833
100	32,812	12,830	12,984	12,814	12,749
105	2,895	4,036	4,310	4,523	4,695
Total	37,021	17,710	18,180	18,214	18,277

TOTAL DELINQUENT MATTERS
CLASSIFICATIONS 65, 100 AND 105
ALL FIELD DIVISIONS

<u>Classification</u>	<u>12/31/51</u>	<u>8/31/57</u>	<u>9/30/57</u>	<u>10/31/57</u>	<u>11/30/57</u>
65	525	45	46	26	40
100	22,518	1,115	1,266	952	1,249
105	1,719	303	382	356	473
Total	24,762	1,463	1,694	1,334	1,762

Memorandum for
Re: DELINQUENCY IN SECURITY INVESTIGATIONS

The following statistics reflect the total of pending active matters, delinquency and percentage of delinquency of all offices since January 31, 1957.

CLASSIFICATIONS 65, 100 AND 105
ALL FIELD DIVISIONS

<u>Date</u>	<u>Pending Active Matters</u>	<u>Delinquent Matters</u>	<u>Percentage Delinquent</u>
1/31/57	15,822	1,485	9.3%
2/28/57	15,996	1,541	9.6%
3/31/57	16,128	1,922	11.9%
4/30/57	16,441	1,570	9.5%
5/31/57	16,484	1,807	11.0%
6/30/57	15,915	1,798	11.3%
7/31/57	15,407	1,734	11.3%
8/31/57	15,111	1,463	9.6%
9/30/57	15,644	1,694	10.8%
10/31/57	15,669	1,334	8.5%
11/30/57	15,817	1,762	11.1%

Status of Security Work in 12 of the Larger Offices

The following statistics reflect the progress of the 12 larger offices we have been closely following since December, 1951. These offices have approximately 81% of the total Security Index cards and a high percentage of the pending work and delinquency in classifications 65, 100 and 105.

Memorandum for
Re: DELINQUENCY IN SECURITY INVESTIGATIONS

STATISTICS FOR 12 OFFICES'
SECURITY INDEX COUNT AND FOR
65, 100 AND 105 MATTERS

Office	Security Index Cards 11/15/57	Pending Active Matters		Percentage Delinquent	
		10/31/57	11/30/57	10/31/57	11/30/57
New York	3230	4125	4138	7.5%	10.2%
Los Angeles	2576	1463	1553	7.9%	12.4%
San Francisco	1321	1198	1149	13.6%	12.9%
* Chicago	926	935	935	13.4%	17.6%
Detroit	477	680	586	4.1%	7.3%
Philadelphia	619	542	585	7.5%	11.5%
Newark	521	864	826	6.7%	11.4%
Seattle	358	394	366	9.1%	9.0%
Boston	316	371	440	7.0%	8.2%
Cleveland	294	364	306	12.9%	13.1%
Minneapolis	226	183	174	14.2%	10.9%
New Haven	212	285	276	4.6%	8.3%

Status of Security Work in the Remaining 40 Offices

The remaining 40 offices are listed according to the percentage of delinquency on November 30, 1957, in total matters in classifications 65, 100 and 105. These statistics reflect the progress during November, 1957.

* Letter being sent re delinquent status.

Memorandum for
Re: DELINQUENCY IN SECURITY INVESTIGATIONS

Office	Active Matters		Percentage Delinquent	
	10/31/57	11/30/57	10/31/57	11/30/57
* Cincinnati	207	152	12.2%	30.9%
* Salt Lake City	42	45	7.1%	17.8%
* Indianapolis,	168	155	3.0%	17.4%
* Houston	38	41	0.0%	17.1%
* Milwaukee	125	113	11.2%	16.8%
* Miami	125	122	7.2%	15.6%
* New Orleans	64	73	3.1%	15.1%
Albuquerque	43	50	9.3%	14.0%
St. Louis	117	121	8.5%	14.0%
Washington Field	865	939	7.1%	14.0%
San Antonio	30	30	10.0%	13.3%
Dallas	47	47	6.4%	12.8%
Buffalo	327	325	12.2%	12.3%
Birmingham	27	28	0.0%	10.7%
Pittsburgh	234	249	10.3%	10.4%
Omaha	30	39	0.0%	10.3%
Baltimore	380	446	15.0%	10.1%
Kansas City	42	41	2.4%	9.8%
Albany	183	182	5.5%	8.8%
Mobile	18	22	11.1%	9.1%
Charlotte	48	69	14.6%	8.7%
Louisville	25	23	16.0%	8.7%
Norfolk	28	39	3.6%	7.7%
Atlanta	80	81	18.8%	7.4%
Anchorage	22	30	9.1%	6.7%
Portland	97	93	6.2%	6.5%
Phoenix	52	82	5.7%	6.1%
Butte	39	38	2.6%	5.3%
Oklahoma City	18	19	0.0%	5.3%
Denver	70	78	7.1%	5.1%
Knoxville	19	21	5.3%	4.8%
Memphis	31	35	0.0%	2.9%
Honolulu	9	42	0.0%	2.4%
Richmond	239	224	11.3%	2.2%
San Juan	119	109	0.0%	1.8%
Springfield	75	91	0.0%	1.1%
El Paso	15	14	20.0%	0.0%
Little Rock	7	8	14.3%	0.0%
San Diego	82	87	0.0%	0.0%
Savannah	78	80	0.0%	0.0%

* Letters being sent re delinquent status.

Memorandum for
Re: DELINQUENCY IN SECURITY INVESTIGATIONS

The following figures illustrate the progress of the 40 offices as a whole since January 31, 1957, as reflected in the administrative reports.

<u>Date</u>	<u>Pending Active Matters (65,100,105)</u>	<u>Delinquent Matters (65,100,105)</u>	<u>Percentage Delinquent</u>
1/31/57	4,031	477	11.8%
2/28/57	4,008	300	7.5%
3/31/57	4,160	368	8.8%
4/30/57	4,136	308	7.4%
5/31/57	4,700	387	8.2%
6/30/57	4,557	423	9.3%
7/31/57	4,103	478	11.4%
8/31/57	4,128	356	8.6%
9/30/57	4,304	419	9.7%
10/31/57	4,265	351	8.2%
11/30/57	4,463	479	10.7%